

TD-00077

## FLANSCHEN FÜR RECHTECKHOHLLEITER MIT NORMALPROFIL

### 1. Einleitung

#### 1.1 Geltungsbereich

Metallische Rechteckhohlleiter mit Normalprofil zeichnen sich durch ein Breiten- zu Höhenverhältnis von exakt oder näherungsweise 2:1 aus. Normalprofil-Hohlleiter sind genormt in IEC 60153-2, EIA-261, MIL-DTL-85, MOD UK DEF-5351 und anderen.

Zur Verbindung von Normalprofil-Hohlleitern existiert eine Vielzahl von Hohlleiterflanschen. Diese sind im Detail maßlich festgelegt in den Normen IEC 60154-2, EIA-166, EIA-271, MIL-DTL-3922, MOD UK DEF-5352 und anderen.

#### 1.2 Zweck

Zweck dieses Dokuments ist es, einen schnellen Überblick über die unterschiedlichen Formen der Flansche und ihre Hauptabmessungen zu geben. Des Weiteren wird eine einfache Bestimmung der normgerechten Flanschbezeichnung ermöglicht.

#### 1.3 Anmerkungen

Trotz großer Sorgfalt bei der Zusammenstellung der Flanschdaten können sich noch einzelne Fehler in die Tabellen eingeschlichen haben. Für konstruktive Arbeiten muss daher trotzdem die jeweilige Norm konsultiert werden.

**Dieses Dokument ist kein Produktkatalog. Es kann nicht zur Bestellung von Rohflanschen verwendet werden.**

## FLANGES FOR ORDINARY RECTANGULAR WAVEGUIDES

### 1. Introduction

#### 1.1 Scope

Hollow metallic waveguides with ordinary rectangular cross section are characterized by a width-to-height ratio of exactly or approximately 2:1. Such waveguides are standardized in IEC 60153-2, EIA-261, MIL-DTL-85, MOD UK DEF-5351 and others. For interconnection of ordinary waveguides there exists a plurality of waveguide flanges. They are defined in detail by the standards IEC 60154-2, EIA-166, EIA-271, MIL-DTL-3922, MOD UK DEF-5352 and others.

#### 1.2 Purpose

This document is intended to provide a quick overview of the various flange geometries with their basic dimensions. Another aim is to give standard-complying flange designations.

#### 1.3 Remarks

Great care has been bestowed to compile the flange data. Nevertheless, there might be a few mistakes. For design work, it is thus necessary to check the corresponding standard.

**This document is not a product catalogue. It cannot be used to order raw flanges.**

TD-00077

2. Legende zum Tabellenteil

2. Explanation for the Tables

2.1 Hohlleiterbezeichnungen

2.1 Waveguide designations

<b>WR 2300</b> EIA designation	<b>R 3</b> IEC designation	<b>WG 00</b> UK designation	
for frequencies of about 100 GHz and above			
<b>WR 10</b> EIA designation	<b>R 900</b> IEC designation	<b>WG 27</b> UK designation	<b>WM-2540</b> IEEE designation

Eine Zusammenstellung der Innenabmessungen von Normalprofil-Hohlleitern und vieler anderer Profile ist im Technischen Dokument TD-00036 "Cross Reference for Hollow Metallic Waveguides" der SPINNER GmbH gegeben.

A compilation of inner dimensions of ordinary rectangular waveguides and many other profiles is given in the Technical Document TD-00036 "Cross Reference for Hollow Metallic Waveguides" of the SPINNER GmbH.

2.2 Flansch-Beschreibungsfelder

2.2 Flange description fields

Normenstatus	canceled w/o replacement	Status of the standard																		
Ursprung	USA	Origin																		
<b>Flanschausführung</b> plain = Planflansch ohne Dichtnut sealing groove = Planflansch mit Dichtnut choke/sealing groove = Drosselflansch mit Dichtnut	choke/sealing groove	<b>Flange style</b> plain = plain flange without sealing groove sealing groove = plain flange with sealing groove choke/sealing groove = choke flange with sealing groove																		
<b>Norm</b> Normen wurden inklusive Ausgabestand angegeben. Hinweis: Aus Platzgründen wurde „IEC 60154-2:1980 + A1:1997“ durch „IEC 60154-2:1997“ abgekürzt.	MIL-DTL-3922/99F	<b>Standard</b> Standards are listed together with their issue status. Note: For lack of space the standard „IEC 60154-2:1980 + A1:1997“ has been depicted as „IEC 60154-2:1997“.																		
<b>Flanschbezeichnung</b> Entweder die Bezeichnung einer spezifischen Flanschgeometrie (wie bei EIA- und IEC-Normen) oder die Teilenummer eines spezifischen Flansches aus einem bestimmten Material (wie bei MIL- und DEF-Normen)	M3922/99-006	<b>Flange designation</b> Either the designation of a specific flange geometry (as in EIA and IEC standards) or the part number of a specific flange out of a defined material (as in MIL and DEF standards)																		
Vereinfachte 3D-Skizze mit Hauptabmessungen der Flanschvorderseite		Simplified 3D sketch indicating basic dimensions of the flange front																		
- Alle Maße sind Nennmaße. Sie liegen nicht zwingend in Toleranzmitte. - Maßtoleranzen sind nicht angegeben. - Maße mit Dezimalkomma sind in Millimetern. - Maße mit Dezimalpunkt sind in Inch. - Bei der Umrechnung von Inch in Millimeter wird in den Normen nicht einheitlich gerundet. - Maß C ist die "Flanschdicke", die zur Bestimmung der Schraubenlänge erforderlich ist.	<table border="1"> <tr><td>A</td><td>41,28 (1.625)</td></tr> <tr><td>B</td><td>41,28 (1.625)</td></tr> <tr><td>E</td><td>16,26 (0.64)</td></tr> <tr><td>F</td><td>15,49 (0.610)</td></tr> <tr><td>G</td><td></td></tr> <tr><td>H</td><td></td></tr> <tr><td>Hole I</td><td>0.164-32 UNC-2B</td></tr> <tr><td>Hole J</td><td></td></tr> <tr><td>C</td><td>4,06 (0.160)</td></tr> </table>	A	41,28 (1.625)	B	41,28 (1.625)	E	16,26 (0.64)	F	15,49 (0.610)	G		H		Hole I	0.164-32 UNC-2B	Hole J		C	4,06 (0.160)	- All dimensions are of nominal nature. They are not necessarily in the center of their tolerance band. - Dimensional tolerances are not given. - Dimensions with decimal comma are in millimeters. - Dimensions with decimal point are in inches. - For conversion from inches to millimeters the standards do not make use of a uniform rounding. - Dimension C is the "flange thickness" required to determine the bolt length.
A	41,28 (1.625)																			
B	41,28 (1.625)																			
E	16,26 (0.64)																			
F	15,49 (0.610)																			
G																				
H																				
Hole I	0.164-32 UNC-2B																			
Hole J																				
C	4,06 (0.160)																			
<b>Material</b>   Angabe nur, falls ein Material explizit spezifiziert ist.	Material   Cu alloy	<b>Material</b>   Given only if a material is explicitly specified.																		
<b>Nummer der SPINNER Fasson-Zeichnungen</b>	F00815, F04711	<b>Number of SPINNER detail drawings</b>																		
Alternative Flanschbezeichnung (falls vorh.), z.B. UG-Nummer oder NATO Stock Number NSN	UG-9999B/U	Alternative flange designation (if available), e.g. UG-Number or NATO Stock Number NSN																		

**Hinweis:** Grau markierte Angaben konnten bisher nicht gegen eine Norm verifiziert werden. Sie sollten daher mit Vorsicht behandelt werden.

**Note:** Data marked in grey could not be verified against a standard until now. They should therefore be treated with caution.

Template TD-000011

TD-00077

3. Dokumentenversionsverwaltung

3. Document Revision Control

Issue	Date	Description
L	2022-12-06	- Issue K contained several damaged figures. These have now been corrected.
K	2022-11-24	- The designations of several EIA and MIL standards have been updated. - Several minor corrections were made throughout the whole document.
J	2020-04-28	- Several corrections of flange thicknesses (dimension C) were necessary due to the unification of the thickness definition. - Flange CCR 220 was added. - Several minor corrections were made throughout the whole document.
I	2020-04-27	Issue index I was intentionally skipped.
H	2020-04-17	- Start of the document revision control. - Some descriptions in section 2.2 have been refined. - A new field for alternative flange designations has been created. - Some SPINNER F-numbers have been changed or added. - The definition of flange thickness (dimension C) has been unified, which has led to many deletions or changes in this value. - Most UK flanges could be checked against the DEF-5352:1958 standard. This resulted in the addition of four UK flanges and several minor corrections. - Most of the flange description fields have been arranged differently to better illustrate their species relationship. - Fields with IEC flanges were colored light green to indicate the preferred character of these flanges. - Several minor corrections were made throughout the whole document.

major revision

TD-00077

<b>WR 2300</b>	<b>R 3</b>	<b>WG 00</b>
----------------	------------	--------------

canceled w/o replacement			
<b>USA</b>		<b>International</b>	<b>USA</b>
<b>plain</b>		<b>plain</b>	<b>plain</b>
<b>MIL-F-3922/76</b>		<b>IEC 60154-2:2016</b>	<b>EIA-271-B</b>
<b>M3922/76-07</b>		<b>60154 IEC-UDR 3</b>	<b>CPR 2300 F</b>
	<b>A</b>	<b>A</b>	<b>A</b>
	<b>384,20 (15.125)</b>	<b>384,20 (15.126)</b>	<b>384,20 (15.125)</b>
	<b>B</b>	<b>B</b>	<b>B</b>
	<b>676,30 (26.625)</b>	<b>676,30 (26.625)</b>	<b>676,30 (26.625)</b>
	<b>E</b>	<b>E</b>	<b>E</b>
	<b>177,80 (7.000)</b>	<b>177,80 (7.000)</b>	<b>177,80 (7.000)</b>
	<b>F</b>	<b>F</b>	<b>F</b>
	<b>70,87 (2.790)</b>	<b>70,87 (2.790)</b>	<b>70,87 (2.790)</b>
	<b>G</b>	<b>G</b>	<b>G</b>
	<b>198,20 (7.803)</b>	<b>198,20 (7.803)</b>	<b>198,20 (7.803)</b>
	<b>H</b>	<b>H</b>	<b>H</b>
	<b>323,85 (12.750)</b>	<b>323,85 (12.750)</b>	<b>323,85 (12.750)</b>
	<b>D</b>	<b>D</b>	<b>D</b>
	<b>84,960 (3.345)</b>	<b>84,96 (3.345)</b>	<b>84,96 (3.345)</b>
	<b>Hole I</b>	<b>Hole I</b>	<b>Hole I</b>
	<b>Ø13,48 (Ø0.531)</b>	<b>Ø13,20 (Ø0.520)</b>	<b>Ø13,48 (Ø0.531)</b>
	<b>C</b>	<b>C</b>	<b>C</b>
	<b>19,05 (0.750)</b>	<b>15,88 (0.625)</b>	<b>9,53 (0.375)</b>
	<b>Material</b>	<b>Material</b>	<b>Material</b>
	<b>Al alloy</b>		<b>Cu, Al, Mg alloys</b>

canceled w/o replacement			
<b>International</b>		<b>International</b>	<b>USA</b>
<b>sealing groove</b>		<b>sealing groove</b>	<b>sealing groove</b>
<b>IEC 60154-2:2016</b>		<b>IEC 60154-2:2016</b>	<b>EIA-271-B</b>
<b>60154 IEC-PDR 3</b>		<b>60154 IEC-PDR 3</b>	<b>CPR 2300 G</b>
	<b>A</b>	<b>A</b>	<b>A</b>
	<b>384,20 (15.126)</b>	<b>384,20 (15.126)</b>	<b>384,20 (15.125)</b>
	<b>B</b>	<b>B</b>	<b>B</b>
	<b>676,30 (26.625)</b>	<b>676,30 (26.625)</b>	<b>676,30 (26.625)</b>
	<b>E</b>	<b>E</b>	<b>E</b>
	<b>177,80 (7.000)</b>	<b>177,80 (7.000)</b>	<b>177,80 (7.000)</b>
	<b>F</b>	<b>F</b>	<b>F</b>
	<b>70,87 (2.790)</b>	<b>70,87 (2.790)</b>	<b>70,87 (2.790)</b>
	<b>G</b>	<b>G</b>	<b>G</b>
	<b>198,20 (7.803)</b>	<b>198,20 (7.803)</b>	<b>198,20 (7.803)</b>
	<b>H</b>	<b>H</b>	<b>H</b>
	<b>323,85 (12.750)</b>	<b>323,85 (12.750)</b>	<b>323,85 (12.750)</b>
	<b>D</b>	<b>D</b>	<b>D</b>
	<b>84,96 (3.345)</b>	<b>84,96 (3.345)</b>	<b>84,96 (3.345)</b>
	<b>Hole I</b>	<b>Hole I</b>	<b>Hole I</b>
	<b>Ø13,20 (Ø0.520)</b>	<b>Ø13,20 (Ø0.520)</b>	<b>Ø13,48 (Ø0.531)</b>
	<b>C</b>	<b>C</b>	<b>C</b>
	<b>15,88 (0.625)</b>	<b>15,88 (0.625)</b>	<b>15,88 (0.625)</b>
	<b>Material</b>	<b>Material</b>	<b>Material</b>
	<b>Cu, Al, Mg alloys</b>		<b>Cu, Al, Mg alloys</b>

TD-00077

**WR 2100** **R 4** **WG 0**

	canceled w/o replacement		
	<b>USA</b>	<b>International</b>	<b>USA</b>
	<b>plain</b>	<b>plain</b>	<b>plain</b>
	<b>MIL-F-3922/76</b>	<b>IEC 60154-2:2016</b>	<b>EIA-271-B</b>
	<b>M3922/76-06</b>	<b>60154 IEC-UDR 4</b>	<b>CPR 2100 F</b>
	A 358,80 (14.125)	A 358,80 (14.126)	A 358,80 (14.125)
	B 625,50 (24.625)	B 625,50 (24.626)	B 625,50 (24.625)
	E 165,10 (6.500)	E 165,10 (6.500)	E 165,10 (6.500)
	F 33,02 (1.300)	F 33,02 (1.300)	F 33,02 (1.300)
	G 232,13 (9.139)	G 232,13 (9.139)	G 232,13 (9.139)
	H 298,45 (11.750)	H 298,45 (11.750)	H 298,45 (11.750)
	D 99,49 (3.917)	D 99,49 (3.917)	D 99,49 (3.917)
	Hole I $\varnothing 13,48 (\varnothing 0.531)$	Hole I $\varnothing 13,20 (\varnothing 0.520)$	Hole I $\varnothing 13,48 (\varnothing 0.531)$
	C 19,05 (0.750)	C 15,88 (0.625)	C 9,53 (0.375)
	Material Al alloy	Material	Material Cu, Al, Mg alloys

		<b>International</b>	<b>USA</b>
		<b>sealing groove</b>	<b>sealing groove</b>
		<b>IEC 60154-2:2016</b>	<b>EIA-271-B</b>
		<b>60154 IEC-PDR 4</b>	<b>CPR 2100 G</b>
		A 358,80 (14.126)	A 358,80 (14.125)
		B 625,50 (24.626)	B 625,50 (24.625)
		E 165,10 (6.500)	E 165,10 (6.500)
		F 33,02 (1.300)	F 33,02 (1.300)
		G 232,13 (9.139)	G 232,13 (9.139)
		H 298,45 (11.750)	H 298,45 (11.750)
		D 99,49 (3.917)	D 99,49 (3.917)
		Hole I $\varnothing 13,20 (\varnothing 0.520)$	Hole I $\varnothing 13,48 (\varnothing 0.531)$
		C 15,88 (0.625)	C 15,88 (0.625)
		Material	Material Cu, Al, Mg alloys

Template TD-000011

TD-00077

<b>WR 1800</b>	<b>R 5</b>	<b>WG 1</b>
----------------	------------	-------------

	canceled w/o replacement																																																														
	<b>USA</b>	<b>International</b>	<b>USA</b>																																																												
	<b>Plain</b>	<b>plain</b>	<b>plain</b>																																																												
	<b>MIL-F-3922/76</b>	<b>IEC 60154-2:2016</b>	<b>EIA-271-B</b>																																																												
	<b>M3922/76-05</b>	<b>60154 IEC-UDR 5</b>	<b>CPR 1800 F</b>																																																												
	<table border="0"> <tr><td>A</td><td>317,50 (12.500)</td></tr> <tr><td>B</td><td>546,10 (21.500)</td></tr> <tr><td>E</td><td>139,70 (5.500)</td></tr> <tr><td>F</td><td>23,04 (0.907)</td></tr> <tr><td>G</td><td>203,20 (8.000)</td></tr> <tr><td>H</td><td>254,00 (10.000)</td></tr> <tr><td>D</td><td>101,60 (4.000)</td></tr> <tr><td>Hole I</td><td>∅10,30 (∅0.406)</td></tr> <tr><td>C</td><td>15,87 (0.625)</td></tr> <tr><td>Material</td><td>Al alloy</td></tr> </table>	A	317,50 (12.500)	B	546,10 (21.500)	E	139,70 (5.500)	F	23,04 (0.907)	G	203,20 (8.000)	H	254,00 (10.000)	D	101,60 (4.000)	Hole I	∅10,30 (∅0.406)	C	15,87 (0.625)	Material	Al alloy	<table border="0"> <tr><td>A</td><td>317,50 (12.500)</td></tr> <tr><td>B</td><td>546,10 (21.500)</td></tr> <tr><td>E</td><td>139,70 (5.500)</td></tr> <tr><td>F</td><td>23,04 (0.907)</td></tr> <tr><td>G</td><td>203,20 (8.000)</td></tr> <tr><td>H</td><td>254,00 (10.000)</td></tr> <tr><td>D</td><td>101,60 (4.000)</td></tr> <tr><td>Hole I</td><td>∅10,40 (∅0.409)</td></tr> <tr><td>C</td><td>9,52 (0.375)</td></tr> <tr><td>Material</td><td>F40516, F41246</td></tr> </table>	A	317,50 (12.500)	B	546,10 (21.500)	E	139,70 (5.500)	F	23,04 (0.907)	G	203,20 (8.000)	H	254,00 (10.000)	D	101,60 (4.000)	Hole I	∅10,40 (∅0.409)	C	9,52 (0.375)	Material	F40516, F41246	<table border="0"> <tr><td>A</td><td>317,50 (12.500)</td></tr> <tr><td>B</td><td>546,10 (21.500)</td></tr> <tr><td>E</td><td>139,70 (5.500)</td></tr> <tr><td>F</td><td>23,04 (0.907)</td></tr> <tr><td>G</td><td>203,20 (8.000)</td></tr> <tr><td>H</td><td>254,00 (10.000)</td></tr> <tr><td>D</td><td>101,60 (4.000)</td></tr> <tr><td>Hole I</td><td>∅10,30 (∅0.406)</td></tr> <tr><td>C</td><td>9,53 (0.375)</td></tr> <tr><td>Material</td><td>Cu, Al, Mg alloys</td></tr> </table>	A	317,50 (12.500)	B	546,10 (21.500)	E	139,70 (5.500)	F	23,04 (0.907)	G	203,20 (8.000)	H	254,00 (10.000)	D	101,60 (4.000)	Hole I	∅10,30 (∅0.406)	C	9,53 (0.375)	Material	Cu, Al, Mg alloys
A	317,50 (12.500)																																																														
B	546,10 (21.500)																																																														
E	139,70 (5.500)																																																														
F	23,04 (0.907)																																																														
G	203,20 (8.000)																																																														
H	254,00 (10.000)																																																														
D	101,60 (4.000)																																																														
Hole I	∅10,30 (∅0.406)																																																														
C	15,87 (0.625)																																																														
Material	Al alloy																																																														
A	317,50 (12.500)																																																														
B	546,10 (21.500)																																																														
E	139,70 (5.500)																																																														
F	23,04 (0.907)																																																														
G	203,20 (8.000)																																																														
H	254,00 (10.000)																																																														
D	101,60 (4.000)																																																														
Hole I	∅10,40 (∅0.409)																																																														
C	9,52 (0.375)																																																														
Material	F40516, F41246																																																														
A	317,50 (12.500)																																																														
B	546,10 (21.500)																																																														
E	139,70 (5.500)																																																														
F	23,04 (0.907)																																																														
G	203,20 (8.000)																																																														
H	254,00 (10.000)																																																														
D	101,60 (4.000)																																																														
Hole I	∅10,30 (∅0.406)																																																														
C	9,53 (0.375)																																																														
Material	Cu, Al, Mg alloys																																																														

		<b>International</b>	<b>USA</b>																																								
		<b>sealing groove</b>	<b>sealing groove</b>																																								
		<b>IEC 60154-2:2016</b>	<b>EIA-271-B</b>																																								
		<b>60154 IEC-PDR 5</b>	<b>CPR 1800 G</b>																																								
		<table border="0"> <tr><td>A</td><td>317,50 (12.500)</td></tr> <tr><td>B</td><td>546,10 (21.500)</td></tr> <tr><td>E</td><td>139,70 (5.500)</td></tr> <tr><td>F</td><td>23,04 (0.907)</td></tr> <tr><td>G</td><td>203,20 (8.000)</td></tr> <tr><td>H</td><td>254,00 (10.000)</td></tr> <tr><td>D</td><td>101,60 (4.000)</td></tr> <tr><td>Hole I</td><td>∅10,40 (∅0.409)</td></tr> <tr><td>C</td><td>9,52 (0.375)</td></tr> <tr><td>Material</td><td></td></tr> </table>	A	317,50 (12.500)	B	546,10 (21.500)	E	139,70 (5.500)	F	23,04 (0.907)	G	203,20 (8.000)	H	254,00 (10.000)	D	101,60 (4.000)	Hole I	∅10,40 (∅0.409)	C	9,52 (0.375)	Material		<table border="0"> <tr><td>A</td><td>317,50 (12.500)</td></tr> <tr><td>B</td><td>546,10 (21.500)</td></tr> <tr><td>E</td><td>139,70 (5.500)</td></tr> <tr><td>F</td><td>23,04 (0.907)</td></tr> <tr><td>G</td><td>203,20 (8.000)</td></tr> <tr><td>H</td><td>254,00 (10.000)</td></tr> <tr><td>D</td><td>101,60 (4.000)</td></tr> <tr><td>Hole I</td><td>∅10,30 (∅0.406)</td></tr> <tr><td>C</td><td>9,53 (0.375)</td></tr> <tr><td>Material</td><td>Cu, Al, Mg alloys</td></tr> </table>	A	317,50 (12.500)	B	546,10 (21.500)	E	139,70 (5.500)	F	23,04 (0.907)	G	203,20 (8.000)	H	254,00 (10.000)	D	101,60 (4.000)	Hole I	∅10,30 (∅0.406)	C	9,53 (0.375)	Material	Cu, Al, Mg alloys
A	317,50 (12.500)																																										
B	546,10 (21.500)																																										
E	139,70 (5.500)																																										
F	23,04 (0.907)																																										
G	203,20 (8.000)																																										
H	254,00 (10.000)																																										
D	101,60 (4.000)																																										
Hole I	∅10,40 (∅0.409)																																										
C	9,52 (0.375)																																										
Material																																											
A	317,50 (12.500)																																										
B	546,10 (21.500)																																										
E	139,70 (5.500)																																										
F	23,04 (0.907)																																										
G	203,20 (8.000)																																										
H	254,00 (10.000)																																										
D	101,60 (4.000)																																										
Hole I	∅10,30 (∅0.406)																																										
C	9,53 (0.375)																																										
Material	Cu, Al, Mg alloys																																										

Template TD-000011

TD-00077

<b>WR 1500</b>	<b>R 6</b>	<b>WG 2</b>
----------------	------------	-------------

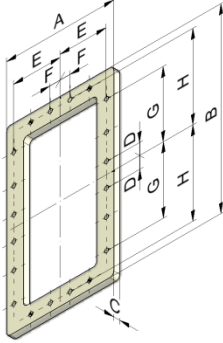
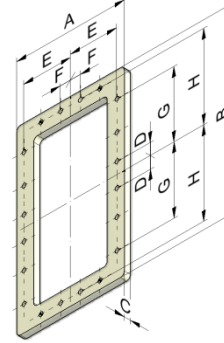
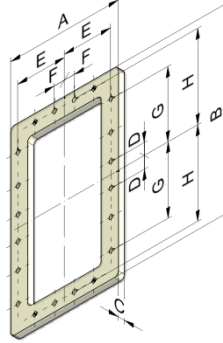
	canceled w/o replacement																																																														
	<b>USA</b>	<b>International</b>																																																													
	<b>plain</b>	<b>plain</b>																																																													
	<b>MIL-F-3922/76</b>	<b>IEC 60154-2:2016</b>																																																													
	<b>M3922/76-04</b>	<b>60154 IEC-UDR 6</b>																																																													
	<table border="1" style="width:100%; border-collapse: collapse;"> <tr><td>A</td><td>279,40 (11.000)</td></tr> <tr><td>B</td><td>469,90 (18.500)</td></tr> <tr><td>E</td><td>120,65 (4.750)</td></tr> <tr><td>F</td><td>25,40 (1.000)</td></tr> <tr><td>G</td><td>177,80 (7.000)</td></tr> <tr><td>H</td><td>215,90 (8.500)</td></tr> <tr><td>D</td><td>76,20 (3.000)</td></tr> <tr><td>Hole I</td><td>Ø10,30 (Ø0.406)</td></tr> <tr><td>C</td><td>15,87 (0.625)</td></tr> <tr><td>Material</td><td>Al alloy</td></tr> </table>	A	279,40 (11.000)	B	469,90 (18.500)	E	120,65 (4.750)	F	25,40 (1.000)	G	177,80 (7.000)	H	215,90 (8.500)	D	76,20 (3.000)	Hole I	Ø10,30 (Ø0.406)	C	15,87 (0.625)	Material	Al alloy	<table border="1" style="width:100%; border-collapse: collapse;"> <tr><td>A</td><td>279,40 (11.000)</td></tr> <tr><td>B</td><td>469,90 (18.500)</td></tr> <tr><td>E</td><td>120,65 (4.750)</td></tr> <tr><td>F</td><td>25,40 (1.000)</td></tr> <tr><td>G</td><td>177,80 (7.000)</td></tr> <tr><td>H</td><td>215,90 (8.500)</td></tr> <tr><td>D</td><td>76,20 (3.000)</td></tr> <tr><td>Hole I</td><td>Ø10,40 (Ø0.409)</td></tr> <tr><td>C</td><td>9,52 (0.375)</td></tr> <tr><td>Material</td><td>F41200</td></tr> </table>	A	279,40 (11.000)	B	469,90 (18.500)	E	120,65 (4.750)	F	25,40 (1.000)	G	177,80 (7.000)	H	215,90 (8.500)	D	76,20 (3.000)	Hole I	Ø10,40 (Ø0.409)	C	9,52 (0.375)	Material	F41200	<table border="1" style="width:100%; border-collapse: collapse;"> <tr><td>A</td><td>279,40 (11.000)</td></tr> <tr><td>B</td><td>469,90 (18.500)</td></tr> <tr><td>E</td><td>120,65 (4.750)</td></tr> <tr><td>F</td><td>25,40 (1.000)</td></tr> <tr><td>G</td><td>177,80 (7.000)</td></tr> <tr><td>H</td><td>215,90 (8.500)</td></tr> <tr><td>D</td><td>76,20 (3.000)</td></tr> <tr><td>Hole I</td><td>Ø10,30 (Ø0.406)</td></tr> <tr><td>C</td><td>9,53 (0.375)</td></tr> <tr><td>Material</td><td>Cu, Al, Mg alloys</td></tr> </table>	A	279,40 (11.000)	B	469,90 (18.500)	E	120,65 (4.750)	F	25,40 (1.000)	G	177,80 (7.000)	H	215,90 (8.500)	D	76,20 (3.000)	Hole I	Ø10,30 (Ø0.406)	C	9,53 (0.375)	Material	Cu, Al, Mg alloys
A	279,40 (11.000)																																																														
B	469,90 (18.500)																																																														
E	120,65 (4.750)																																																														
F	25,40 (1.000)																																																														
G	177,80 (7.000)																																																														
H	215,90 (8.500)																																																														
D	76,20 (3.000)																																																														
Hole I	Ø10,30 (Ø0.406)																																																														
C	15,87 (0.625)																																																														
Material	Al alloy																																																														
A	279,40 (11.000)																																																														
B	469,90 (18.500)																																																														
E	120,65 (4.750)																																																														
F	25,40 (1.000)																																																														
G	177,80 (7.000)																																																														
H	215,90 (8.500)																																																														
D	76,20 (3.000)																																																														
Hole I	Ø10,40 (Ø0.409)																																																														
C	9,52 (0.375)																																																														
Material	F41200																																																														
A	279,40 (11.000)																																																														
B	469,90 (18.500)																																																														
E	120,65 (4.750)																																																														
F	25,40 (1.000)																																																														
G	177,80 (7.000)																																																														
H	215,90 (8.500)																																																														
D	76,20 (3.000)																																																														
Hole I	Ø10,30 (Ø0.406)																																																														
C	9,53 (0.375)																																																														
Material	Cu, Al, Mg alloys																																																														

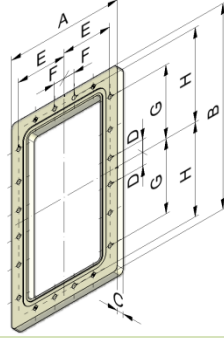
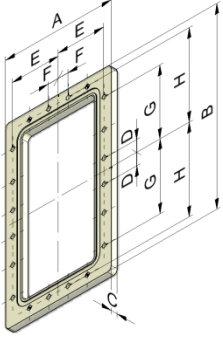
	<b>International</b>	<b>USA</b>																																								
	<b>sealing groove</b>	<b>sealing groove</b>																																								
	<b>IEC 60154-2:2016</b>	<b>EIA-271-B</b>																																								
	<b>60154 IEC-PDR 6</b>	<b>CPR 1500 G</b>																																								
	<table border="1" style="width:100%; border-collapse: collapse;"> <tr><td>A</td><td>279,40 (11.000)</td></tr> <tr><td>B</td><td>469,90 (18.500)</td></tr> <tr><td>E</td><td>120,65 (4.750)</td></tr> <tr><td>F</td><td>25,40 (1.000)</td></tr> <tr><td>G</td><td>177,80 (7.000)</td></tr> <tr><td>H</td><td>215,90 (8.500)</td></tr> <tr><td>D</td><td>76,20 (3.000)</td></tr> <tr><td>Hole I</td><td>Ø10,40 (Ø0.409)</td></tr> <tr><td>C</td><td>9,52 (0.375)</td></tr> <tr><td>Material</td><td></td></tr> </table>	A	279,40 (11.000)	B	469,90 (18.500)	E	120,65 (4.750)	F	25,40 (1.000)	G	177,80 (7.000)	H	215,90 (8.500)	D	76,20 (3.000)	Hole I	Ø10,40 (Ø0.409)	C	9,52 (0.375)	Material		<table border="1" style="width:100%; border-collapse: collapse;"> <tr><td>A</td><td>279,40 (11.000)</td></tr> <tr><td>B</td><td>469,90 (18.500)</td></tr> <tr><td>E</td><td>120,65 (4.750)</td></tr> <tr><td>F</td><td>25,40 (1.000)</td></tr> <tr><td>G</td><td>177,80 (7.000)</td></tr> <tr><td>H</td><td>215,90 (8.500)</td></tr> <tr><td>D</td><td>76,20 (3.000)</td></tr> <tr><td>Hole I</td><td>Ø10,30 (Ø0.406)</td></tr> <tr><td>C</td><td>9,53 (0.375)</td></tr> <tr><td>Material</td><td>Cu, Al, Mg alloys</td></tr> </table>	A	279,40 (11.000)	B	469,90 (18.500)	E	120,65 (4.750)	F	25,40 (1.000)	G	177,80 (7.000)	H	215,90 (8.500)	D	76,20 (3.000)	Hole I	Ø10,30 (Ø0.406)	C	9,53 (0.375)	Material	Cu, Al, Mg alloys
A	279,40 (11.000)																																									
B	469,90 (18.500)																																									
E	120,65 (4.750)																																									
F	25,40 (1.000)																																									
G	177,80 (7.000)																																									
H	215,90 (8.500)																																									
D	76,20 (3.000)																																									
Hole I	Ø10,40 (Ø0.409)																																									
C	9,52 (0.375)																																									
Material																																										
A	279,40 (11.000)																																									
B	469,90 (18.500)																																									
E	120,65 (4.750)																																									
F	25,40 (1.000)																																									
G	177,80 (7.000)																																									
H	215,90 (8.500)																																									
D	76,20 (3.000)																																									
Hole I	Ø10,30 (Ø0.406)																																									
C	9,53 (0.375)																																									
Material	Cu, Al, Mg alloys																																									

Template TD-000011

TD-00077

**WR 1150** **R 8** **WG 3**

	canceled w/o replacement		
	<b>USA</b>	<b>International</b>	<b>USA</b>
	<b>plain</b>	<b>plain</b>	<b>plain</b>
	<b>MIL-F-3922/76</b>	<b>IEC 60154-2:2016</b>	<b>EIA-271-B</b>
	<b>M3922/76-03</b>	<b>60154 IEC-UDR 8</b>	<b>CPR 1150 F</b>
			
	A 234,96 (9.250)	A 234,96 (9.250)	A 234,96 (9.250)
	B 381,00 (15.000)	B 381,00 (15.000)	B 381,00 (15.000)
	E 98,42 (3.875)	E 98,42 (3.875)	E 98,42 (3.875)
	F 24,61 (0.969)	F 24,61 (0.969)	F 24,61 (0.969)
	G 127,00 (5.000)	G 127,00 (5.000)	G 127,00 (5.000)
	H 171,45 (6.750)	H 171,45 (6.750)	H 171,45 (6.750)
	D 25,40 (1.000)	D 25,40 (1.000)	D 25,40 (1.000)
	Hole I $\varnothing 10,30$ ( $\varnothing 0.406$ )	Hole I $\varnothing 10,40$ ( $\varnothing 0.409$ )	Hole I $\varnothing 10,30$ ( $\varnothing 0.406$ )
	C 15,87 (0.625)	C 9,52 (0.375)	C 9,53 (0.375)
	Material Al alloy	Material	Material Cu, Al, Mg alloys

		<b>International</b>	<b>USA</b>
		<b>sealing groove</b>	<b>sealing groove</b>
		<b>IEC 60154-2:2016</b>	<b>EIA-271-B</b>
		<b>60154 IEC-PDR 8</b>	<b>CPR 1150 G</b>
			
		A 234,96 (9.250)	A 234,96 (9.250)
		B 381,00 (15.000)	B 381,00 (15.000)
		E 98,42 (3.875)	E 98,42 (3.875)
		F 24,61 (0.969)	F 24,61 (0.969)
		G 127,00 (5.000)	G 127,00 (5.000)
		H 171,45 (6.750)	H 171,45 (6.750)
		D 25,40 (1.000)	D 25,40 (1.000)
		Hole I $\varnothing 10,40$ ( $\varnothing 0.409$ )	Hole I $\varnothing 10,30$ ( $\varnothing 0.406$ )
		C 9,52 (0.375)	C 9,53 (0.375)
		Material	Material Cu, Al, Mg alloys
		<b>F40720</b>	

Template TD-000011



TD-00077

**WR 975** **R 9** **WG 4**

	canceled w/o replacement		
	<b>USA</b>	<b>International</b>	<b>USA</b>
	<b>plain</b>	<b>plain</b>	<b>plain</b>
	<b>MIL-F-3922/76</b>	<b>IEC 60154-2:2016</b>	<b>EIA-271-B</b>
	<b>M3922/76-02</b>	<b>60154 IEC-UDR 9</b>	<b>CPR 975 F</b>
	<b>A</b> 212,73 (8.375)	<b>A</b> 212,73 (8.375)	<b>A</b> 212,73 (8.375)
	<b>B</b> 336,55 (13.250)	<b>B</b> 336,55 (13.250)	<b>B</b> 336,55 (13.250)
	<b>E</b> 87,30 (3.437)	<b>E</b> 87,30 (3.437)	<b>E</b> 87,30 (3.437)
	<b>F</b> 25,40 (1.000)	<b>F</b> 25,40 (1.000)	<b>F</b> 25,40 (1.000)
	<b>G</b> 101,60 (4.000)	<b>G</b> 101,60 (4.000)	<b>G</b> 101,60 (4.000)
	<b>H</b> 149,22 (5.875)	<b>H</b> 149,22 (5.875)	<b>H</b> 149,22 (5.875)
	<b>D</b> 50,80 (2.000)	<b>D</b> 50,80 (2.000)	<b>D</b> 50,80 (2.000)
	Hole I $\varnothing$ 10,30 ( $\varnothing$ 0.406)	Hole I $\varnothing$ 10,40 ( $\varnothing$ 0.409)	Hole I $\varnothing$ 10,30 ( $\varnothing$ 0.406)
	<b>C</b> 15,87 (0.625)	<b>C</b> 9,52 (0.375)	<b>C</b> 9,53 (0.375)
	<b>Material</b> Al alloy	<b>Material</b> F40710	<b>Material</b> Cu, Al, Mg alloys

		<b>International</b>	<b>USA</b>
		<b>sealing groove</b>	<b>sealing groove</b>
		<b>IEC 60154-2:2016</b>	<b>EIA-271-B</b>
		<b>60154 IEC-PDR 9</b>	<b>CPR 975 G</b>
		<b>A</b> 212,73 (8.375)	<b>A</b> 212,73 (8.375)
		<b>B</b> 336,55 (13.250)	<b>B</b> 336,55 (13.250)
		<b>E</b> 87,30 (3.437)	<b>E</b> 87,30 (3.437)
		<b>F</b> 25,40 (1.000)	<b>F</b> 25,40 (1.000)
		<b>G</b> 101,60 (4.000)	<b>G</b> 101,60 (4.000)
		<b>H</b> 149,22 (5.875)	<b>H</b> 149,22 (5.875)
		<b>D</b> 50,80 (2.000)	<b>D</b> 50,80 (2.000)
		Hole I $\varnothing$ 10,40 ( $\varnothing$ 0.409)	Hole I $\varnothing$ 10,30 ( $\varnothing$ 0.406)
		<b>C</b> 9,52 (0.375)	<b>C</b> 9,53 (0.375)
		<b>Material</b> F40721	<b>Material</b> Cu, Al, Mg alloys

Template TD-000011

TD-00077

**WR 770** **R 12** **WG 5**

	canceled w/o replacement		
	<b>USA</b>	<b>International</b>	<b>USA</b>
	<b>plain</b>	<b>plain</b>	<b>plain</b>
	<b>MIL-F-3922/76</b>	<b>IEC 60154-2:2016</b>	<b>EIA-271-B</b>
	<b>M3922/76-01</b>	<b>60154 IEC-UDR 12</b>	<b>CPR 770 F</b>
	A 187,33 (7.375)	A 187,36 (7.376)	A 187,33 (7.375)
	B 284,96 (11.219)	B 284,98 (11.220)	B 284,96 (11.219)
	E 74,30 (2.925)	E 74,30 (2.925)	E 74,30 (2.925)
	F 25,40 (1.000)	F 25,40 (1.000)	F 25,40 (1.000)
	G 101,60 (4.000)	G 101,60 (4.000)	G 101,60 (4.000)
	H 123,19 (4.850)	H 123,19 (4.850)	H 123,19 (4.850)
	D 50,80 (2.000)	D 50,80 (2.000)	D 50,80 (2.000)
	Hole I Ø10,30 (Ø0.406)	Hole I Ø10,40 (Ø0.409)	Hole I Ø10,30 (Ø0.406)
	C 12,7 (0.500)	C 9,52 (0.375)	C 9,53 (0.375)
	Material Al alloy	Material	Material Cu, Al, Mg alloys

		<b>International</b>	<b>USA</b>
		<b>sealing groove</b>	<b>sealing groove</b>
		<b>IEC 60154-2:2016</b>	<b>EIA-271-B</b>
		<b>60154 IEC-PDR 12</b>	<b>CPR 770 G</b>
		A 187,36 (7.376)	A 187,33 (7.375)
		B 284,98 (11.220)	B 284,96 (11.219)
		E 74,30 (2.925)	E 74,30 (2.925)
		F 25,40 (1.000)	F 25,40 (1.000)
		G 101,60 (4.000)	G 101,60 (4.000)
		H 123,19 (4.850)	H 123,19 (4.850)
		D 50,80 (2.000)	D 50,80 (2.000)
		Hole I Ø10,40 (Ø0.409)	Hole I Ø10,30 (Ø0.406)
		C 9,52 (0.375)	C 9,53 (0.375)
		Material	Material Cu, Al, Mg alloys

Template TD-000011

TD-00077

**WR 650** **R 14** **WG 6**

USA plain MIL-DTL-3922/52E M3922/52-001	USA plain MIL-DTL-3922/52E M3922/52-002	International plain IEC 60154-2:2016 60154 IEC-UDR 14	USA plain EIA-271-B CPR 650 F
A 138,18 (5.440)	A 138,18 (5.440)	A 138,10 (5.440)	A 138,09 (5.437)
B 220,73 (8.690)	B 220,73 (8.690)	B 220,70 (8.690)	B 220,65 (8.687)
E 58,70 (2.311)	E 58,70 (2.311)	E 58,69 (2.311)	E 58,70 (2.311)
F 31,72 (1.249)	F 31,72 (1.249)	F 31,73 (1.249)	F 31,73 (1.249)
G 60,30 (2.374)	G 60,30 (2.374)	G 60,30 (2.374)	G 60,30 (2.374)
H 100,00 (3.937)	H 100,00 (3.937)	H 100,00 (3.937)	H 100,00 (3.937)
Hole I Ø8,38 (Ø0.330)	Hole I Ø8,38 (Ø0.330)	Hole I Ø8,00 (Ø0.315)	Hole I Ø8,33 (Ø0.328)
Hole J	Hole J	Hole J	Hole J
C 12,70 (0.500)	C 12,70 (0.500)	C 12,70 (0.500)	C
Material Cu alloy	Material Al alloy	Material F41114, F41448	Material Cu, Al, Mg alloys
UG-1714/U	UG-1720/U		

International plain IEC 60154-2:1997 60154 IEC-RDR 14	
A 138,10	
B 220,70	
E 58,69	
F 31,73	
G 60,30	
H 100,00	
Hole I Ø8,00	
Hole J	
C 12,70	
Material	

Template TD-000011

TD-00077

**WR 650** **R 14** **WG 6**

<b>USA</b>	<b>USA</b>	<b>International</b>	<b>USA</b>
<b>sealing groove</b>	<b>sealing groove</b>	<b>sealing groove</b>	<b>sealing groove</b>
<b>MIL-DTL-3922/52E</b>	<b>MIL-DTL-3922/52E</b>	<b>IEC 60154-2:2016</b>	<b>EIA-271-B</b>
<b>M3922/52-023</b>	<b>M3922/52-024</b>	<b>60154 IEC-PDR 14</b>	<b>CPR 650 G</b>
A 138,18 (5.440)	A 138,18 (5.440)	A 138,10 (5.440)	A 138,09 (5.437)
B 220,73 (8.690)	B 220,73 (8.690)	B 220,70 (8.690)	B 220,65 (8.687)
E 58,70 (2.311)	E 58,70 (2.311)	E 58,69 (2.311)	E 58,70 (2.311)
F 31,72 (1.249)	F 31,72 (1.249)	F 31,73 (1.249)	F 31,73 (1.249)
G 60,30 (2.374)	G 60,30 (2.374)	G 60,30 (2.374)	G 60,30 (2.374)
H 100,00 (3.937)	H 100,00 (3.937)	H 100,00 (3.937)	H 100,00 (3.937)
Hole I Ø8,38 (Ø0.330)	Hole I Ø8,38 (Ø0.330)	Hole I Ø8,00 (Ø0.315)	Hole I Ø8,33 (Ø0.328)
Hole J	Hole J	Hole J	Hole J
C 12,70 (0.500)	C 12,70 (0.500)	C 12,70 (0.500)	C
Material Cu alloy	Material Al alloy	Material	Material Cu, Al, Mg alloys
		<b>F40309</b>	<b>F40791</b>
<b>UG-1362/U</b>	<b>UG-1343/U</b>		

<b>UK</b>		<b>inactive for new design</b>	<b>inactive for new design</b>
<b>plain</b>		<b>USA</b>	<b>USA</b>
<b>DEF-5352:1958</b>		<b>sealing groove</b>	<b>sealing groove</b>
<b>TR/D610431</b>		<b>MIL-F-3922/58D</b>	<b>MIL-F-3922/58D</b>
		<b>M3922/58-007</b>	<b>M3922/58-008</b>
A 139,70 (5.500)		A 138,13 (5.438)	A 138,13 (5.438)
B 222,25 (8.875)		B 220,68 (8.688)	B 220,68 (8.688)
E 58,72 (2.312)		E 58,70 (2.311)	E 58,70 (2.311)
F 31,75 (1.250)		F 31,72 (1.249)	F 31,72 (1.249)
G 60,33 (2.375)		G 60,30 (2.374)	G 60,30 (2.374)
H 100,00 (3.937)		H 100,00 (3.937)	H 100,00 (3.937)
Hole I		Hole I Ø8,33 (Ø0.328)	Hole I Ø8,33 (Ø0.328)
Hole J		Hole J Ø6,35 (Ø0.250)	Hole J Ø6,35 (Ø0.250)
C		C 12,70 (0.500)	C 12,70 (0.500)
Material Cu alloy		Material Cu alloy	Material Al alloy
<b>NSN 5985-99-083-1573</b>		<b>UG-417B/U</b>	<b>UG-418B/U</b>

Template TD-000011

TD-00077

**WR 510** **R 18** **WG 7**

USA plain MIL-DTL-3922/52E M3922/52-003	USA plain MIL-DTL-3922/52E M3922/52-004	International plain IEC 60154-2:2016 60154 IEC-UDR 18	USA plain EIA-271-B CPR 510 F
A 117,35 (4.62)	A 117,35 (4.620)	A 120,00 (4.720)	A 117,48 (4.625)
B 181,68 (7.16)	B 181,68 (7.160)	B 185,00 (7.280)	B 181,76 (7.158)
E 48,90 (1.925)	E 48,90 (1.925)	E 50,04 (1.970)	E 48,90 (1.925)
F 26,19 (1.031)	F 26,19 (1.031)	F 25,02 (0.985)	F 26,19 (1.031)
G 50,47 (1.987)	G 50,47 (1.987)	G 50,04 (1.973)	G 50,47 (1.987)
H 81,28 (3.200)	H 81,28 (3.20)	H 82,50 (3.248)	H 81,28 (3.200)
Hole I Ø6,76 (Ø0.266)	Hole I Ø6,76 (Ø0.266)	Hole I Ø8,00 (Ø0.315)	Hole I Ø6,76 (Ø0.266)
Hole J	Hole J	Hole J	Hole J
C 12,70 (0.500)	C 12,70 (0.50)	C 12,70 (0.500)	C
Material Cu alloy	Material Al alloy	Material	Material Cu, Al, Mg alloys
UG-1715/U	UG-1717/U		

International plain IEC 60154-2:1997 60154 IEC-RDR 18	
A 120	
B 185	
E 50,04	
F 25,02	
G 50,04	
H 82,50	
Hole I Ø8,00	
Hole J	
C 12,70	
Material	

TD-00077

**WR 510**    **R 18**    **WG 7**

<b>USA</b>	<b>USA</b>	<b>International</b>	<b>USA</b>
<b>sealing groove</b>	<b>sealing groove</b>	<b>sealing groove</b>	<b>sealing groove</b>
<b>MIL-DTL-3922/52E</b>	<b>MIL-DTL-3922/52E</b>	<b>IEC 60154-2:2016</b>	<b>EIA-271-B</b>
<b>M3922/52-025</b>	<b>M3922/52-026</b>	<b>60154 IEC-PDR 18</b>	<b>CPR 510 G</b>
<b>A</b> 117,35 (4.620)	<b>A</b> 117,35 (4.620)	<b>A</b> 120,00 (4.720)	<b>A</b> 117,48 (4.625)
<b>B</b> 181,68 (7.160)	<b>B</b> 181,68 (7.160)	<b>B</b> 185,00 (7.280)	<b>B</b> 181,76 (7.158)
<b>E</b> 48,90 (1.925)	<b>E</b> 48,90 (1.925)	<b>E</b> 50,04 (1.970)	<b>E</b> 48,90 (1.925)
<b>F</b> 26,19 (1.031)	<b>F</b> 26,19 (1.031)	<b>F</b> 25,02 (0.985)	<b>F</b> 26,19 (1.031)
<b>G</b> 50,47 (1.987)	<b>G</b> 50,47 (1.987)	<b>G</b> 50,04 (1.973)	<b>G</b> 50,47 (1.987)
<b>H</b> 81,28 (3.200)	<b>H</b> 81,28 (3.200)	<b>H</b> 82,50 (3.248)	<b>H</b> 81,28 (3.200)
<b>Hole I</b> Ø6,76 (Ø0.266)	<b>Hole I</b> Ø6,76 (Ø0.266)	<b>Hole I</b> Ø8,00 (Ø0.315)	<b>Hole I</b> Ø6,76 (Ø0.266)
<b>Hole J</b>	<b>Hole J</b>	<b>Hole J</b>	<b>Hole J</b>
<b>C</b> 12,70 (0.500)	<b>C</b> 12,70 (0.500)	<b>C</b> 12,70 (0.500)	<b>C</b>
<b>Material</b> Cu alloy	<b>Material</b> Al alloy	<b>Material</b> <b>F40478</b>	<b>Material</b> Cu, Al, Mg alloys
<b>UG-1718/U</b>	<b>UG-1719/U</b>		


Template TD-000011

TD-00077

**WR 430** **R 22** **WG 8**

USA plain MIL-DTL-3922/52E M3922/52-005	USA plain MIL-DTL-3922/52E M3922/52-006	International plain IEC 60154-2:2016 60154 IEC-UDR 22	USA plain EIA-271-B CPR 430 F
A 106,43 (4.190)	A 106,43 (4.190)	A 106,40 (4.190)	A 106,35 (4.187)
B 161,04 (6.340)	B 161,04 (6.340)	B 161,10 (6.340)	B 161,14 (6.344)
E 43,69 (1.720)	E 43,69 (1.720)	E 43,69 (1.720)	E 43,69 (1.720)
F 23,82 (0.938)	F 23,82 (0.938)	F 23,82 (0.938)	F 23,83 (0.938)
G 45,39 (1.787)	G 45,39 (1.787)	G 45,39 (1.787)	G 45,39 (1.787)
H 71,00 (2.795)	H 71,00 (2.795)	H 70,99 (2.795)	H 70,99 (2.795)
Hole I Ø6,76 (Ø0.266)	Hole I Ø6,76 (Ø0.266)	Hole I Ø6,35 (Ø0.250)	Hole I Ø6,76 (Ø0.226)
Hole J	Hole J	Hole J	Hole J
C 12,70 (0.500)	C 12,70 (0.500)	C 12,70 (0.500)	C
Material Cu alloy	Material Al alloy	Material F40740	Material Cu, Al, Mg alloys
UG-1716/U	UG-1711/U		

International plain IEC 60154-2:1997 60154 IEC-RDR 22
A 106,40
B 161,10
E 43,69
F 23,82
G 45,39
H 70,99
Hole I Ø6,35
Hole J
C 12,70
Material

TD-00077

**WR 430** **R 22** **WG 8**

<b>USA</b>	<b>USA</b>	<b>International</b>	<b>USA</b>
<b>sealing groove</b>	<b>sealing groove</b>	<b>sealing groove</b>	<b>sealing groove</b>
<b>MIL-DTL-3922/52E</b>	<b>MIL-DTL-3922/52E</b>	<b>IEC 60154-2:2016</b>	<b>EIA-271-B</b>
<b>M3922/52-027</b>	<b>M3922/52-028</b>	<b>60154 IEC-PDR 22</b>	<b>CPR 430 G</b>
A 106,43 (4.190)	A 106,43 (4.190)	A 106,40 (4.190)	A 106,35 (4.187)
B 161,04 (6.340)	B 161,04 (6.340)	B 161,10 (6.340)	B 161,14 (6.344)
E 43,69 (1.720)	E 43,69 (1.720)	E 43,69 (1.720)	E 43,69 (1.720)
F 23,82 (0.938)	F 23,82 (0.938)	F 23,82 (0.938)	F 23,83 (0.938)
G 45,39 (1.787)	G 45,39 (1.787)	G 45,39 (1.787)	G 45,39 (1.787)
H 71,00 (2.795)	H 71,00 (2.795)	H 70,99 (2.795)	H 70,99 (2.795)
Hole I $\varnothing 6,76 (\varnothing 0.266)$	Hole I $\varnothing 6,76 (\varnothing 0.266)$	Hole I $\varnothing 6,35 (\varnothing 0.250)$	Hole I $\varnothing 6,76 (\varnothing 0.266)$
Hole J	Hole J	Hole J	Hole J
C 12,70 (0.500)	C 12,70 (0.500)	C 12,70 (0.500)	C
Material Cu alloy	Material Al alloy	Material	Material Cu, Al, Mg alloys
<b>UG-1344/U</b>	<b>UG-1345/U</b>	<b>F40308</b>	<b>F40316</b>

<b>UK</b>	<b>inactive for new design</b>	<b>inactive for new design</b>
<b>plain</b>	<b>USA</b>	<b>USA</b>
<b>DEF-5352:1958</b>	<b>sealing groove</b>	<b>sealing groove</b>
<b>TR/C610425</b>	<b>MIL-F-3922/58D</b>	<b>MIL-F-3922/58D</b>
	<b>M3922/58-009</b>	<b>M3922/58-010</b>
A 107,95 (4.250)	A 106,38 (4.188)	A 106,38 (4.188)
B 162,72 (6.406)	B 161,44 (6.344)	B 161,44 (6.344)
E 43,69 (1.720)	E 43,69 (1.720)	E 43,69 (1.720)
F 23,83 (0.938)	F 23,82 (0.938)	F 23,82 (0.938)
G 45,39 (1.787)	G 45,39 (1.787)	G 45,39 (1.787)
H 70,99 (2.795)	H 70,99 (2.795)	H 70,99 (2.795)
Hole I	Hole I $\varnothing 6,71 (\varnothing 0.264)$	Hole I $\varnothing 6,71 (\varnothing 0.264)$
Hole J	Hole J $\varnothing 6,35 (\varnothing 0.250)$	Hole J $\varnothing 6,35 (\varnothing 0.250)$
C	C 12,70 (0.500)	C 12,70 (0.500)
Material Cu alloy	Material Cu alloy	Material Al alloy
<b>NSN 5985-99-083-1578</b>	<b>UG-435B/U</b>	<b>UG-437B/U</b>

Template TD-000011



TD-00077

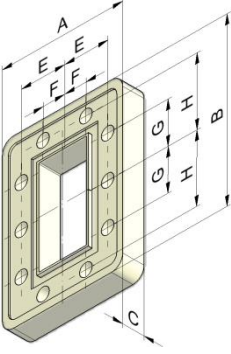
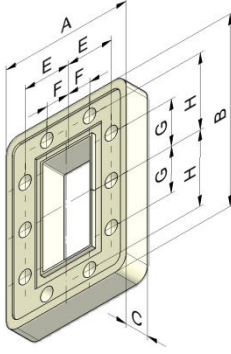
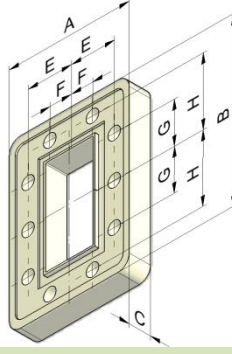
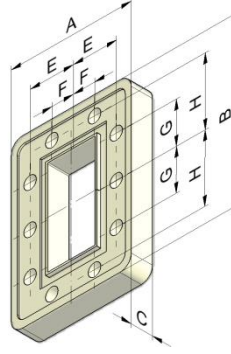
<b>WR 340</b>	<b>R 26</b>	<b>WG 9A</b>
---------------	-------------	--------------

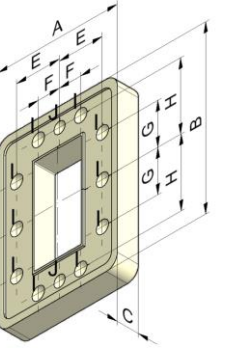
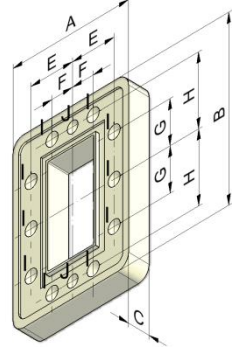
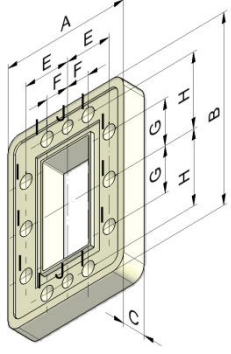
<b>USA plain</b>	<b>USA plain</b>	<b>International plain</b>	<b>USA plain</b>
<b>MIL-DTL-3922/52E M3922/52-007</b>	<b>MIL-DTL-3922/52E M3922/52-008</b>	<b>IEC 60154-2:2016 60154 IEC-UDR 26</b>	<b>EIA-271-B CPR 340 F</b>
<b>A</b> 95,25 (3.750)	<b>A</b> 95,25 (3.750)	<b>A</b> 95,30 (3.750)	<b>A</b> 95,25 (3.750)
<b>B</b> 138,18 (5.440)	<b>B</b> 138,18 (5.440)	<b>B</b> 138,10 (5.440)	<b>B</b> 138,10 (5.437)
<b>E</b> 38,10 (1.500)	<b>E</b> 38,10 (1.500)	<b>E</b> 38,10 (1.500)	<b>E</b> 38,10 (1.500)
<b>F</b> 17,04 (0.671)	<b>F</b> 17,04 (0.671)	<b>F</b> 17,04 (0.671)	<b>F</b> 17,04 (0.671)
<b>G</b> 34,14 (1.344)	<b>G</b> 34,14 (1.344)	<b>G</b> 34,14 (1.344)	<b>G</b> 34,14 (1.344)
<b>H</b> 59,54 (2.344)	<b>H</b> 59,54 (2.344)	<b>H</b> 59,53 (2.344)	<b>H</b> 59,54 (2.344)
<b>Hole I</b> Ø6,76 (Ø0.266)	<b>Hole I</b> Ø6,76 (Ø0.266)	<b>Hole I</b> Ø6,35 (Ø0.250)	<b>Hole I</b> Ø6,76 (Ø0.266)
<b>Hole J</b>	<b>Hole J</b>	<b>Hole J</b>	<b>Hole J</b>
<b>C</b> 12,70 (0.500)	<b>C</b> 12,70 (0.500)	<b>C</b> 12,70 (0.500)	<b>C</b>
<b>Material</b> Cu alloy	<b>Material</b> Al alloy	<b>Material</b>	<b>Material</b> Cu, Al, Mg alloys
<b>UG-1712/U</b>	<b>UG-1713/U</b>	<b>F40512</b>	<b>F40863, F41180</b>

		<b>International plain</b>	
		<b>IEC 60154-2:1997 60154 IEC-RDR 26</b>	
		<b>A</b> 95,30	
		<b>B</b> 138,10	
		<b>E</b> 38,10	
		<b>F</b> 17,04	
		<b>G</b> 34,14	
		<b>H</b> 59,53	
		<b>Hole I</b> Ø6,35	
		<b>Hole J</b>	
		<b>C</b> 12,70	
		<b>Material</b>	

TD-00077

<b>WR 340</b>	<b>R 26</b>	<b>WG 9A</b>
---------------	-------------	--------------

<b>USA</b>	<b>USA</b>	<b>International</b>	<b>USA</b>
<b>sealing groove</b>	<b>sealing groove</b>	<b>sealing groove</b>	<b>sealing groove</b>
<b>MIL-DTL-3922/52E</b>	<b>MIL-DTL-3922/52E</b>	<b>IEC 60154-2:2016</b>	<b>EIA-271-B</b>
<b>M3922/52-029</b>	<b>M3922/52-030</b>	<b>60154 IEC-PDR 26</b>	<b>CPR 340 G</b>
			
A 95,25 (3.750)	A 95,25 (3.750)	A 95,30 (3.750)	A 95,25 (3.750)
B 138,18 (5.440)	B 138,18 (5.440)	B 138,10 (5.440)	B 138,10 (5.437)
E 38,10 (1.500)	E 38,10 (1.500)	E 38,10 (1.500)	E 38,10 (1.500)
F 17,04 (0.671)	F 17,04 (0.671)	F 17,04 (0.671)	F 17,04 (0.671)
G 34,14 (1.344)	G 34,14 (1.344)	G 34,14 (1.344)	G 34,14 (1.344)
H 59,54 (2.344)	H 59,54 (2.344)	H 59,53 (2.344)	H 59,54 (2.344)
Hole I Ø6,76 (Ø0.266)	Hole I Ø6,76 (Ø0.266)	Hole I Ø6,35 (Ø0.250)	Hole I Ø6,76 (Ø0.266)
Hole J	Hole J	Hole J	Hole J
C 12,70 (0.500)	C 12,70 (0.500)	C 12,70 (0.500)	C
Material Cu alloy	Material Al alloy	Material	Material Cu, Al, Mg alloys
<b>UG-1346/U</b>	<b>UG-1347/U</b>	<b>F40477</b>	<b>F40863</b>

<b>UK</b>		<b>inactive for new design</b>	<b>inactive for new design</b>
<b>plain</b>		<b>USA</b>	<b>USA</b>
<b>DEF-5352:1958</b>		<b>sealing groove</b>	<b>sealing groove</b>
<b>TR/C610419</b>		<b>MIL-F-3922/58D</b>	<b>MIL-F-3922/58D</b>
		<b>M3922/58-011</b>	<b>M3922/58-012</b>
			
A 96,84 (3.813)		A 95,25 (3.750)	A 95,25 (3.750)
B 139,70 (5.500)		B 138,13 (5.438)	B 138,13 (5.438)
E 38,10 (1.500)		E 38,10 (1.500)	E 38,10 (1.500)
F 17,07 (0.672)		F 17,04 (0.671)	F 17,04 (0.671)
G 34,14 (1.344)		G 34,14 (1.344)	G 34,14 (1.344)
H 59,54 (2.344)		H 59,54 (2.344)	H 59,54 (2.344)
Hole I		Hole I Ø6,71 (Ø0.264)	Hole I Ø6,71 (Ø0.264)
Hole J		Hole J Ø6,35 (Ø0.250)	Hole J Ø6,35 (Ø0.250)
C		C 12,70 (0.500)	C 12,70 (0.500)
Material Cu alloy		Material Cu alloy	Material Al alloy
<b>NSN 5985-99-011-9656</b>		<b>UG-553A/U</b>	<b>UG-554A/U</b>

Template TD-000011

TD-00077

<b>WR 284</b>	<b>R 32</b>	<b>WG 10</b>
---------------	-------------	--------------

		<b>International plain IEC 60154-2:2016 60154 IEC-UER 32</b>																				
		<table border="1" style="margin: auto;"> <tr><td>A</td><td>59,50 (2.343)</td></tr> <tr><td>B</td><td>97,64 (3.844)</td></tr> <tr><td>E</td><td>25,27 (0.995)</td></tr> <tr><td>F</td><td>8,51 (0.335)</td></tr> <tr><td>G</td><td>31,02 (1.221)</td></tr> <tr><td>H</td><td>44,32 (1.745)</td></tr> <tr><td>D</td><td>10,34 (0.407)</td></tr> <tr><td>Hole I</td><td>Ø4,00 (Ø0.158)</td></tr> <tr><td>C</td><td>9,00 (0.354)</td></tr> <tr><td>Material</td><td>F40498</td></tr> </table>	A	59,50 (2.343)	B	97,64 (3.844)	E	25,27 (0.995)	F	8,51 (0.335)	G	31,02 (1.221)	H	44,32 (1.745)	D	10,34 (0.407)	Hole I	Ø4,00 (Ø0.158)	C	9,00 (0.354)	Material	F40498
A	59,50 (2.343)																					
B	97,64 (3.844)																					
E	25,27 (0.995)																					
F	8,51 (0.335)																					
G	31,02 (1.221)																					
H	44,32 (1.745)																					
D	10,34 (0.407)																					
Hole I	Ø4,00 (Ø0.158)																					
C	9,00 (0.354)																					
Material	F40498																					

<b>USA plain MIL-F-3922/64B M3922/64-001</b>	<b>USA plain MIL-F-3922/64B M3922/64-002</b>		<b>USA Plain EIA-166-A CMR 284</b>																																																																		
<table border="1" style="margin: auto;"> <tr><td>A</td><td>59,54 (2.344)</td></tr> <tr><td>B</td><td>97,64 (3.844)</td></tr> <tr><td>E</td><td>25,27 (0.995)</td></tr> <tr><td>F</td><td>8,51 (0.335)</td></tr> <tr><td>G</td><td>31,01 (1.221)</td></tr> <tr><td>H</td><td>44,32 (1.745)</td></tr> <tr><td>D</td><td>10,34 (0.407)</td></tr> <tr><td>Hole I</td><td>0.164-32 UNC-2B</td></tr> <tr><td>Hole J</td><td>Ø4,39 (Ø0.173)</td></tr> <tr><td>C</td><td>8,89 (0.350)</td></tr> <tr><td>Material</td><td>Cu alloy</td></tr> </table>	A	59,54 (2.344)	B	97,64 (3.844)	E	25,27 (0.995)	F	8,51 (0.335)	G	31,01 (1.221)	H	44,32 (1.745)	D	10,34 (0.407)	Hole I	0.164-32 UNC-2B	Hole J	Ø4,39 (Ø0.173)	C	8,89 (0.350)	Material	Cu alloy	<table border="1" style="margin: auto;"> <tr><td>A</td><td>59,54 (2.344)</td></tr> <tr><td>B</td><td>97,64 (3.844)</td></tr> <tr><td>E</td><td>25,27 (0.995)</td></tr> <tr><td>F</td><td>8,51 (0.335)</td></tr> <tr><td>G</td><td>31,01 (1.221)</td></tr> <tr><td>H</td><td>44,32 (1.745)</td></tr> <tr><td>D</td><td>10,34 (0.407)</td></tr> <tr><td>Hole I</td><td>0.164-32 UNC-2B</td></tr> <tr><td>Hole J</td><td>Ø4,39 (Ø0.173)</td></tr> <tr><td>C</td><td>8,89 (0.350)</td></tr> <tr><td>Material</td><td>Al alloy</td></tr> </table>	A	59,54 (2.344)	B	97,64 (3.844)	E	25,27 (0.995)	F	8,51 (0.335)	G	31,01 (1.221)	H	44,32 (1.745)	D	10,34 (0.407)	Hole I	0.164-32 UNC-2B	Hole J	Ø4,39 (Ø0.173)	C	8,89 (0.350)	Material	Al alloy		<table border="1" style="margin: auto;"> <tr><td>A</td><td>59,54 (2.344)</td></tr> <tr><td>B</td><td>97,64 (3.844)</td></tr> <tr><td>E</td><td>25,27 (0.995)</td></tr> <tr><td>F</td><td>8,51 (0.335)</td></tr> <tr><td>G</td><td>31,01 (1.221)</td></tr> <tr><td>H</td><td>44,32 (1.745)</td></tr> <tr><td>D</td><td>10,34 (0.407)</td></tr> <tr><td>Hole I</td><td>0.164-32 UNC-2B</td></tr> <tr><td>Hole J</td><td>Ø4,39 (Ø0.173)</td></tr> <tr><td>C</td><td>8,89 (0.350)</td></tr> <tr><td>Material</td><td>Cu, Al, Mg alloys</td></tr> </table>	A	59,54 (2.344)	B	97,64 (3.844)	E	25,27 (0.995)	F	8,51 (0.335)	G	31,01 (1.221)	H	44,32 (1.745)	D	10,34 (0.407)	Hole I	0.164-32 UNC-2B	Hole J	Ø4,39 (Ø0.173)	C	8,89 (0.350)	Material	Cu, Al, Mg alloys
A	59,54 (2.344)																																																																				
B	97,64 (3.844)																																																																				
E	25,27 (0.995)																																																																				
F	8,51 (0.335)																																																																				
G	31,01 (1.221)																																																																				
H	44,32 (1.745)																																																																				
D	10,34 (0.407)																																																																				
Hole I	0.164-32 UNC-2B																																																																				
Hole J	Ø4,39 (Ø0.173)																																																																				
C	8,89 (0.350)																																																																				
Material	Cu alloy																																																																				
A	59,54 (2.344)																																																																				
B	97,64 (3.844)																																																																				
E	25,27 (0.995)																																																																				
F	8,51 (0.335)																																																																				
G	31,01 (1.221)																																																																				
H	44,32 (1.745)																																																																				
D	10,34 (0.407)																																																																				
Hole I	0.164-32 UNC-2B																																																																				
Hole J	Ø4,39 (Ø0.173)																																																																				
C	8,89 (0.350)																																																																				
Material	Al alloy																																																																				
A	59,54 (2.344)																																																																				
B	97,64 (3.844)																																																																				
E	25,27 (0.995)																																																																				
F	8,51 (0.335)																																																																				
G	31,01 (1.221)																																																																				
H	44,32 (1.745)																																																																				
D	10,34 (0.407)																																																																				
Hole I	0.164-32 UNC-2B																																																																				
Hole J	Ø4,39 (Ø0.173)																																																																				
C	8,89 (0.350)																																																																				
Material	Cu, Al, Mg alloys																																																																				
<b>UG-1479/U</b>	<b>UG-1484/U</b>																																																																				

Template TD-000011

TD-00077

<b>WR 284</b>	<b>R 32</b>	<b>WG 10</b>
---------------	-------------	--------------

<b>USA plain</b>	<b>USA plain</b>	<b>International plain</b>	<b>USA plain</b>
<b>MIL-DTL-3922/52E M3922/52-009</b>	<b>MIL-DTL-3922/52E M3922/52-010</b>	<b>IEC 60154-2:2016 60154 IEC-UDR 32</b>	<b>EIA-271-B CPR 284 F</b>
<b>A</b> 76,20 (3.000)	<b>A</b> 76,20 (3.000)	<b>A</b> 76,20 (3.000)	<b>A</b> 76,20 (3.000)
<b>B</b> 114,30 (4.500)	<b>B</b> 114,30 (4.500)	<b>B</b> 114,30 (4.500)	<b>B</b> 114,30 (4.500)
<b>E</b> 29,57 (1.164)	<b>E</b> 29,57 (1.164)	<b>E</b> 29,57 (1.164)	<b>E</b> 29,57 (0.164)
<b>F</b> 14,68 (0.578)	<b>F</b> 14,68 (0.578)	<b>F</b> 14,68 (0.578)	<b>F</b> 14,68 (0.578)
<b>G</b> 32,54 (1.281)	<b>G</b> 32,54 (1.281)	<b>G</b> 32,54 (1.281)	<b>G</b> 32,53 (1.281)
<b>H</b> 48,62 (1.914)	<b>H</b> 48,62 (1.914)	<b>H</b> 48,61 (1.914)	<b>H</b> 48,62 (1.914)
<b>Hole I</b> Ø6,53 (Ø0.257)	<b>Hole I</b> Ø6,53 (Ø0.257)	<b>Hole I</b> Ø6,35 (Ø0.250)	<b>Hole I</b> Ø6,55 (Ø0.258)
<b>Hole J</b>	<b>Hole J</b>	<b>Hole J</b>	<b>Hole J</b>
<b>C</b> 9,65 (0.380)	<b>C</b> 9,65 (0.380)	<b>C</b> 10,00 (0.390)	<b>C</b>
<b>Material</b> Cu alloy	<b>Material</b> Al alloy	<b>Material</b>	<b>Material</b> Cu, Al, Mg alloys
<b>UG-1724/U</b>	<b>UG-1725/U</b>	<b>F40509</b>	

		<b>International plain</b>	
		<b>IEC 60154-2:1997 60154 IEC-RDR 32</b>	
		<b>A</b> 76,20	
		<b>B</b> 114,30	
		<b>E</b> 29,57	
		<b>F</b> 14,68	
		<b>G</b> 32,54	
		<b>H</b> 48,61	
		<b>Hole I</b> Ø6,35	
		<b>Hole J</b>	
		<b>C</b> 10,00	
		<b>Material</b>	

TD-00077

**WR 284** **R 32** **WG 10**

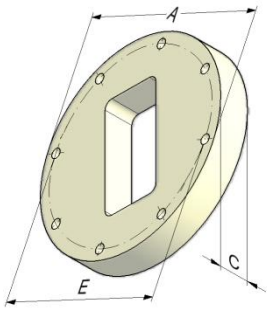
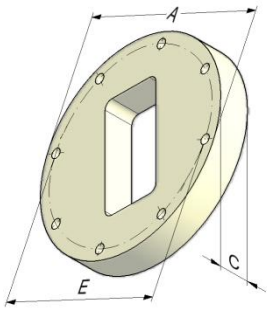
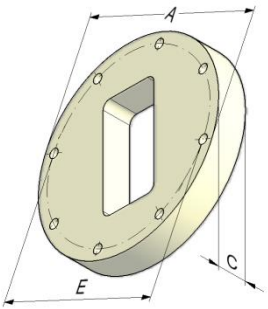
<b>USA</b>	<b>USA</b>	<b>International</b>	<b>USA</b>
<b>sealing groove</b>	<b>sealing groove</b>	<b>sealing groove</b>	<b>sealing groove</b>
<b>MIL-DTL-3922/52E</b>	<b>MIL-DTL-3922/52E</b>	<b>IEC 60154-2:2016</b>	<b>EIA-271-B</b>
<b>M3922/52-031</b>	<b>M3922/52-032</b>	<b>60154 IEC-PDR 32</b>	<b>CPR 284 G</b>
A 76,20 (3.000)	A 76,20 (3.000)	A 76,20 (3.000)	A 76,20 (3.000)
B 114,30 (4.500)	B 114,30 (4.500)	B 114,30 (4.500)	B 114,30 (4.500)
E 29,57 (1.164)	E 29,57 (1.164)	E 29,57 (1.164)	E 29,57 (0.164)
F 14,68 (0.578)	F 14,68 (0.578)	F 14,68 (0.578)	F 14,68 (0.578)
G 32,54 (1.281)	G 32,54 (1.281)	G 32,54 (1.281)	G 32,53 (1.281)
H 48,62 (1.914)	H 48,62 (1.914)	H 48,61 (1.914)	H 48,62 (1.914)
Hole I Ø6,53 (Ø0.257)	Hole I Ø6,53 (Ø0.257)	Hole I Ø6,35 (Ø0.250)	Hole I Ø6,55 (Ø0.258)
Hole J	Hole J	Hole J	Hole J
C 9,65 (0.380)	C 9,65 (0.380)	C 10,00 (0.390)	C
Material Cu alloy	Material Al alloy	Material F40465	Material Cu, Al, Mg alloys
<b>UG-1348/U</b>	<b>UG-1349/U</b>		<b>F40508</b>

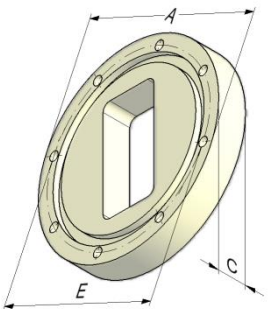
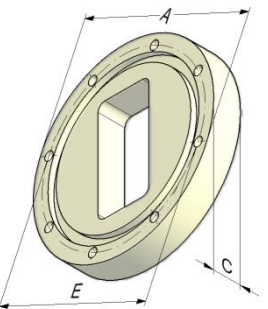
<b>UK</b>	<b>UK</b>		
<b>plain</b>	<b>plain</b>		
<b>DEF-5352:1958</b>	<b>DEF-5352:1958</b>		
<b>TR/C610384</b>	<b>RR/C610979</b>		
A 82,55 (3.250)	A 84,14 (3.313)		
B 120,65 (4.750)	B 122,24 (4.813)		
E 32,54 (1.281)	E 32,54 (1.281)		
F	F		
G 19,05 (0.750)	G 19,05 (0.750)		
H 51,59 (2.031)	H 51,59 (2.031)		
Hole I	Hole I		
Hole J	Hole J		
C	C		
<b>NSN 5985-99-083-0058</b>	<b>NSN 5985-99-012-2939</b>		

Template TD-000011

TD-00077

<b>WR 284</b>	<b>R 32</b>	<b>WG 10</b>
---------------	-------------	--------------

<b>USA plain</b>	<b>USA plain</b>	<b>International plain</b>	
<b>MIL-DTL-3922/56D M3922/56-001</b>	<b>MIL-DTL-3922/56D M3922/56-002</b>	<b>IEC 60154-2:2016 60154 IEC-UAR 32</b>	
			
<b>A</b> 134,95 (5.313)	<b>A</b> 134,95 (5.313)	<b>A</b> 134,90 (5.310)	
<b>B</b>	<b>B</b>	<b>B</b>	
<b>E</b> 120,65 (4.750)	<b>E</b> 120,65 (4.750)	<b>E</b> 120,65 (4.750)	
<b>F</b>	<b>F</b>	<b>F</b>	
<b>G</b>	<b>G</b>	<b>G</b>	
<b>H</b>	<b>H</b>	<b>H</b>	
<b>Hole I</b> 6,53 (0.257)	<b>Hole I</b> 6,53 (0.257)	<b>Hole I</b> 6,35 (0.250)	
<b>Hole J</b>	<b>Hole J</b>	<b>Hole J</b>	
<b>C</b> 6,35 (0.250)	<b>C</b> 6,35 (0.250)	<b>C</b> 7,90 (0.310)	
<b>Material</b> Cu alloy	<b>Material</b> Al alloy	<b>Material</b>	
		<b>F40494</b>	
<b>UG-53/U</b>	<b>UG-584/U</b>		

		<b>International sealing groove</b>	<b>UK sealing groove</b>
		<b>IEC 60154-2:2016 60154 IEC-PAR 32</b>	<b>DEF-5352:1958 TR/B610168</b>
			
		<b>A</b> 134,90 (5.310)	<b>A</b> 134,94 (5.313)
		<b>B</b>	<b>B</b>
		<b>E</b> 120,65 (4.750)	<b>E</b> 120,65 (4.750)
		<b>F</b>	<b>F</b>
		<b>G</b>	<b>G</b>
		<b>H</b>	<b>H</b>
		<b>Hole I</b> 6,35 (0.250)	<b>Hole I</b>
		<b>Hole J</b>	<b>Hole J</b>
		<b>C</b> 7,90 (0.310)	<b>C</b>
		<b>Material</b>	<b>Material</b> Cu alloy
		<b>F40506</b>	<b>NSN 5985-99-083-0010</b>

TD-00077

<b>WR 284</b>	<b>R 32</b>	<b>WG 10</b>	
---------------	-------------	--------------	--

<b>USA</b>	<b>USA</b>	<b>International</b>	<b>UK</b>
<b>choke/sealing groove</b>	<b>choke/sealing groove</b>	<b>choke/sealing groove</b>	<b>choke/sealing groove</b>
<b>MIL-DTL-3922/61F</b>	<b>MIL-DTL-3922/61F</b>	<b>IEC 60154-2:2016</b>	<b>DEF-5352:1958</b>
<b>M3922/61-002</b>	<b>M3922/61-001</b>	<b>60154 IEC-CAR 32</b>	<b>TR/B610167</b>
A 134,95 (5.313)	A 134,95 (5.313)	A 134,90 (5.310)	A 134,94 (5.313)
B	B	B	B
E 120,65 (4.750)	E 120,65 (4.750)	E 120,65 (4.750)	E 120,65 (4.750)
F	F	F	F
G	G	G	G
H	H	H	H
Hole I 0.250-20 UNC-2B	Hole I 0.250-20 UNC-2B	Hole I 6,35 (0.250)	Hole I
Hole J	Hole J	Hole J	Hole J
C 7,95 (0.313)	C 7,95 (0.313)	C 7,90 (0.310)	C
Material Cu alloy	Material Al alloy	Material	Material Cu alloy
		<b>F41135</b>	
<b>UG-54B/U</b>	<b>UG-585A/U</b>		<b>NSN 5985-99-083-0009</b>

<b>UK</b>		<b>UK</b>	
<b>plain</b>		<b>choke/sealing groove</b>	
<b>DEF-5352:1958</b>		<b>DEF-5352:1958</b>	
<b>TR/B610362</b>		<b>TR/B610361</b>	
A 149,23 (5.875)		A 149,23 (5.875)	
B		B	
E 136,53 (5.375)		E 136,53 (5.375)	
F		F	
G		G	
H		H	
Hole I		Hole I	
Hole J		Hole J	
C		C	
Material Cu alloy		Material Cu alloy	
<b>NSN 5985-99-083-1560</b>		<b>NSN 5985-99-083-1558</b>	

Template TD-000011

TD-00077

<b>WR 229</b>	<b>R 40</b>	<b>WG 11A</b>
---------------	-------------	---------------

		<b>International plain</b>	<b>USA plain</b>																																								
		<b>IEC 60154-2:2016 60154 IEC-UER 40</b>	<b>EIA-166-A CMR 229</b>																																								
		<table border="1" style="width:100%; border-collapse: collapse;"> <tr><td>A</td><td>50,80 (2.000)</td></tr> <tr><td>B</td><td>80,20 (3.157)</td></tr> <tr><td>E</td><td>21,44 (0.844)</td></tr> <tr><td>F</td><td>10,33 (0.406)</td></tr> <tr><td>G</td><td>12,70 (0.500)</td></tr> <tr><td>H</td><td>36,12 (1.422)</td></tr> <tr><td>Hole I</td><td>Ø4,00 (Ø0.158)</td></tr> <tr><td>Hole J</td><td></td></tr> <tr><td>C</td><td>6,40 (0.252)</td></tr> <tr><td>Material</td><td>F40501</td></tr> </table>	A	50,80 (2.000)	B	80,20 (3.157)	E	21,44 (0.844)	F	10,33 (0.406)	G	12,70 (0.500)	H	36,12 (1.422)	Hole I	Ø4,00 (Ø0.158)	Hole J		C	6,40 (0.252)	Material	F40501	<table border="1" style="width:100%; border-collapse: collapse;"> <tr><td>A</td><td>50,80 (2.000)</td></tr> <tr><td>B</td><td>80,17 (3.156)</td></tr> <tr><td>E</td><td>21,44 (0.844)</td></tr> <tr><td>F</td><td>10,31 (0.406)</td></tr> <tr><td>G</td><td>12,70 (0.500)</td></tr> <tr><td>H</td><td>36,12 (1.422)</td></tr> <tr><td>Hole I</td><td>Ø3,73 (Ø0.147)</td></tr> <tr><td>Hole J</td><td>0.138-32 UNC-2B</td></tr> <tr><td>C</td><td>5,72 (0.225)</td></tr> <tr><td>Material</td><td>Cu, Al, Mg alloys</td></tr> </table>	A	50,80 (2.000)	B	80,17 (3.156)	E	21,44 (0.844)	F	10,31 (0.406)	G	12,70 (0.500)	H	36,12 (1.422)	Hole I	Ø3,73 (Ø0.147)	Hole J	0.138-32 UNC-2B	C	5,72 (0.225)	Material	Cu, Al, Mg alloys
A	50,80 (2.000)																																										
B	80,20 (3.157)																																										
E	21,44 (0.844)																																										
F	10,33 (0.406)																																										
G	12,70 (0.500)																																										
H	36,12 (1.422)																																										
Hole I	Ø4,00 (Ø0.158)																																										
Hole J																																											
C	6,40 (0.252)																																										
Material	F40501																																										
A	50,80 (2.000)																																										
B	80,17 (3.156)																																										
E	21,44 (0.844)																																										
F	10,31 (0.406)																																										
G	12,70 (0.500)																																										
H	36,12 (1.422)																																										
Hole I	Ø3,73 (Ø0.147)																																										
Hole J	0.138-32 UNC-2B																																										
C	5,72 (0.225)																																										
Material	Cu, Al, Mg alloys																																										

<b>USA plain</b>	<b>USA plain</b>	<b>International plain</b>	<b>USA plain</b>																																																																																
<b>MIL-DTL-3922/52E M3922/52-011</b>	<b>MIL-DTL-3922/52E M3922/52-012</b>	<b>IEC 60154-2:2016 60154 IEC-UDR 40</b>	<b>EIA-271-B CPR 229 F</b>																																																																																
<table border="1" style="width:100%; border-collapse: collapse;"> <tr><td>A</td><td>69,85 (2.750)</td></tr> <tr><td>B</td><td>98,55 (3.880)</td></tr> <tr><td>E</td><td>26,67 (1.050)</td></tr> <tr><td>F</td><td>12,70 (0.500)</td></tr> <tr><td>G</td><td>27,18 (1.070)</td></tr> <tr><td>H</td><td>41,15 (1.620)</td></tr> <tr><td>Hole I</td><td>Ø6,53 (Ø0.257)</td></tr> <tr><td>Hole J</td><td></td></tr> <tr><td>C</td><td>9,65 (0.380)</td></tr> <tr><td>Material</td><td>Cu alloy</td></tr> </table>	A	69,85 (2.750)	B	98,55 (3.880)	E	26,67 (1.050)	F	12,70 (0.500)	G	27,18 (1.070)	H	41,15 (1.620)	Hole I	Ø6,53 (Ø0.257)	Hole J		C	9,65 (0.380)	Material	Cu alloy	<table border="1" style="width:100%; border-collapse: collapse;"> <tr><td>A</td><td>69,85 (2.750)</td></tr> <tr><td>B</td><td>98,55 (3.880)</td></tr> <tr><td>E</td><td>26,67 (1.050)</td></tr> <tr><td>F</td><td>12,70 (0.500)</td></tr> <tr><td>G</td><td>27,18 (1.070)</td></tr> <tr><td>H</td><td>41,15 (1.620)</td></tr> <tr><td>Hole I</td><td>Ø6,53 (Ø0.257)</td></tr> <tr><td>Hole J</td><td></td></tr> <tr><td>C</td><td>9,65 (0.380)</td></tr> <tr><td>Material</td><td>Al alloy</td></tr> </table>	A	69,85 (2.750)	B	98,55 (3.880)	E	26,67 (1.050)	F	12,70 (0.500)	G	27,18 (1.070)	H	41,15 (1.620)	Hole I	Ø6,53 (Ø0.257)	Hole J		C	9,65 (0.380)	Material	Al alloy	<table border="1" style="width:100%; border-collapse: collapse;"> <tr><td>A</td><td>69,90 (2.750)</td></tr> <tr><td>B</td><td>98,40 (3.870)</td></tr> <tr><td>E</td><td>26,67 (1.050)</td></tr> <tr><td>F</td><td>12,70 (0.500)</td></tr> <tr><td>G</td><td>27,18 (1.070)</td></tr> <tr><td>H</td><td>41,15 (1.620)</td></tr> <tr><td>Hole I</td><td>Ø6,35 (Ø0.250)</td></tr> <tr><td>Hole J</td><td></td></tr> <tr><td>C</td><td>10,00 (0.390)</td></tr> <tr><td>Material</td><td>F40521</td></tr> </table>	A	69,90 (2.750)	B	98,40 (3.870)	E	26,67 (1.050)	F	12,70 (0.500)	G	27,18 (1.070)	H	41,15 (1.620)	Hole I	Ø6,35 (Ø0.250)	Hole J		C	10,00 (0.390)	Material	F40521	<table border="1" style="width:100%; border-collapse: collapse;"> <tr><td>A</td><td>69,85 (2.750)</td></tr> <tr><td>B</td><td>98,43 (3.875)</td></tr> <tr><td>E</td><td>26,67 (1.050)</td></tr> <tr><td>F</td><td>12,70 (0.500)</td></tr> <tr><td>G</td><td>27,18 (1.070)</td></tr> <tr><td>H</td><td>41,15 (1.620)</td></tr> <tr><td>Hole I</td><td>Ø6,58 (Ø0.259)</td></tr> <tr><td>Hole J</td><td></td></tr> <tr><td>C</td><td></td></tr> <tr><td>Material</td><td>Cu, Al, Mg alloys</td></tr> </table>	A	69,85 (2.750)	B	98,43 (3.875)	E	26,67 (1.050)	F	12,70 (0.500)	G	27,18 (1.070)	H	41,15 (1.620)	Hole I	Ø6,58 (Ø0.259)	Hole J		C		Material	Cu, Al, Mg alloys
A	69,85 (2.750)																																																																																		
B	98,55 (3.880)																																																																																		
E	26,67 (1.050)																																																																																		
F	12,70 (0.500)																																																																																		
G	27,18 (1.070)																																																																																		
H	41,15 (1.620)																																																																																		
Hole I	Ø6,53 (Ø0.257)																																																																																		
Hole J																																																																																			
C	9,65 (0.380)																																																																																		
Material	Cu alloy																																																																																		
A	69,85 (2.750)																																																																																		
B	98,55 (3.880)																																																																																		
E	26,67 (1.050)																																																																																		
F	12,70 (0.500)																																																																																		
G	27,18 (1.070)																																																																																		
H	41,15 (1.620)																																																																																		
Hole I	Ø6,53 (Ø0.257)																																																																																		
Hole J																																																																																			
C	9,65 (0.380)																																																																																		
Material	Al alloy																																																																																		
A	69,90 (2.750)																																																																																		
B	98,40 (3.870)																																																																																		
E	26,67 (1.050)																																																																																		
F	12,70 (0.500)																																																																																		
G	27,18 (1.070)																																																																																		
H	41,15 (1.620)																																																																																		
Hole I	Ø6,35 (Ø0.250)																																																																																		
Hole J																																																																																			
C	10,00 (0.390)																																																																																		
Material	F40521																																																																																		
A	69,85 (2.750)																																																																																		
B	98,43 (3.875)																																																																																		
E	26,67 (1.050)																																																																																		
F	12,70 (0.500)																																																																																		
G	27,18 (1.070)																																																																																		
H	41,15 (1.620)																																																																																		
Hole I	Ø6,58 (Ø0.259)																																																																																		
Hole J																																																																																			
C																																																																																			
Material	Cu, Al, Mg alloys																																																																																		
<b>UG-1726/U</b>	<b>UG-1727/U</b>	<b>F40521</b>																																																																																	



TD-00077

<b>WR 229</b>	<b>R 40</b>	<b>WG 11A</b>
---------------	-------------	---------------

		<b>International plain IEC 60154-2:1997 60154 IEC-RDR 40</b>																					
		<table border="1" style="margin: auto;"> <tr><td>A</td><td>69,90</td></tr> <tr><td>B</td><td>98,40</td></tr> <tr><td>E</td><td>26,67</td></tr> <tr><td>F</td><td>12,70</td></tr> <tr><td>G</td><td>27,18</td></tr> <tr><td>H</td><td>41,15</td></tr> <tr><td>Hole I</td><td>Ø6,35</td></tr> <tr><td>Hole J</td><td></td></tr> <tr><td>C</td><td>10,00</td></tr> <tr><td>Material</td><td></td></tr> </table>	A	69,90	B	98,40	E	26,67	F	12,70	G	27,18	H	41,15	Hole I	Ø6,35	Hole J		C	10,00	Material		
A	69,90																						
B	98,40																						
E	26,67																						
F	12,70																						
G	27,18																						
H	41,15																						
Hole I	Ø6,35																						
Hole J																							
C	10,00																						
Material																							

<b>USA sealing groove MIL-DTL-3922/52E M3922/52-033</b>	<b>USA sealing groove MIL-DTL-3922/52E M3922/52-034</b>	<b>International sealing groove IEC 60154-2:2016 60154 IEC-PDR 40</b>	<b>USA sealing groove EIA-271-B CPR 229 G</b>																																																																																
<table border="1" style="margin: auto;"> <tr><td>A</td><td>69,85 (2.750)</td></tr> <tr><td>B</td><td>98,55 (3.880)</td></tr> <tr><td>E</td><td>26,67 (1.050)</td></tr> <tr><td>F</td><td>12,70 (0.500)</td></tr> <tr><td>G</td><td>27,18 (1.070)</td></tr> <tr><td>H</td><td>41,15 (1.620)</td></tr> <tr><td>Hole I</td><td>Ø6,53 (Ø0.257)</td></tr> <tr><td>Hole J</td><td></td></tr> <tr><td>C</td><td>9,65 (0.380)</td></tr> <tr><td>Material</td><td>Cu alloy</td></tr> </table>	A	69,85 (2.750)	B	98,55 (3.880)	E	26,67 (1.050)	F	12,70 (0.500)	G	27,18 (1.070)	H	41,15 (1.620)	Hole I	Ø6,53 (Ø0.257)	Hole J		C	9,65 (0.380)	Material	Cu alloy	<table border="1" style="margin: auto;"> <tr><td>A</td><td>69,85 (2.750)</td></tr> <tr><td>B</td><td>98,55 (3.880)</td></tr> <tr><td>E</td><td>26,67 (1.050)</td></tr> <tr><td>F</td><td>12,70 (0.500)</td></tr> <tr><td>G</td><td>27,18 (1.070)</td></tr> <tr><td>H</td><td>41,15 (1.620)</td></tr> <tr><td>Hole I</td><td>Ø6,53 (Ø0.257)</td></tr> <tr><td>Hole J</td><td></td></tr> <tr><td>C</td><td>9,65 (0.380)</td></tr> <tr><td>Material</td><td>Al alloy</td></tr> </table>	A	69,85 (2.750)	B	98,55 (3.880)	E	26,67 (1.050)	F	12,70 (0.500)	G	27,18 (1.070)	H	41,15 (1.620)	Hole I	Ø6,53 (Ø0.257)	Hole J		C	9,65 (0.380)	Material	Al alloy	<table border="1" style="margin: auto;"> <tr><td>A</td><td>69,90 (2.750)</td></tr> <tr><td>B</td><td>98,40 (3.870)</td></tr> <tr><td>E</td><td>26,67 (1.050)</td></tr> <tr><td>F</td><td>12,70 (0.500)</td></tr> <tr><td>G</td><td>27,18 (1.070)</td></tr> <tr><td>H</td><td>41,15 (1.620)</td></tr> <tr><td>Hole I</td><td>Ø6,35 (Ø0.250)</td></tr> <tr><td>Hole J</td><td></td></tr> <tr><td>C</td><td>10,00 (0.390)</td></tr> <tr><td>Material</td><td></td></tr> </table>	A	69,90 (2.750)	B	98,40 (3.870)	E	26,67 (1.050)	F	12,70 (0.500)	G	27,18 (1.070)	H	41,15 (1.620)	Hole I	Ø6,35 (Ø0.250)	Hole J		C	10,00 (0.390)	Material		<table border="1" style="margin: auto;"> <tr><td>A</td><td>69,85 (2.750)</td></tr> <tr><td>B</td><td>98,43 (3.875)</td></tr> <tr><td>E</td><td>26,67 (1.050)</td></tr> <tr><td>F</td><td>12,70 (0.500)</td></tr> <tr><td>G</td><td>27,18 (1.070)</td></tr> <tr><td>H</td><td>41,15 (1.620)</td></tr> <tr><td>Hole I</td><td>Ø6,58 (Ø0.259)</td></tr> <tr><td>Hole J</td><td></td></tr> <tr><td>C</td><td></td></tr> <tr><td>Material</td><td>Cu, Al, Mg alloys</td></tr> </table>	A	69,85 (2.750)	B	98,43 (3.875)	E	26,67 (1.050)	F	12,70 (0.500)	G	27,18 (1.070)	H	41,15 (1.620)	Hole I	Ø6,58 (Ø0.259)	Hole J		C		Material	Cu, Al, Mg alloys
A	69,85 (2.750)																																																																																		
B	98,55 (3.880)																																																																																		
E	26,67 (1.050)																																																																																		
F	12,70 (0.500)																																																																																		
G	27,18 (1.070)																																																																																		
H	41,15 (1.620)																																																																																		
Hole I	Ø6,53 (Ø0.257)																																																																																		
Hole J																																																																																			
C	9,65 (0.380)																																																																																		
Material	Cu alloy																																																																																		
A	69,85 (2.750)																																																																																		
B	98,55 (3.880)																																																																																		
E	26,67 (1.050)																																																																																		
F	12,70 (0.500)																																																																																		
G	27,18 (1.070)																																																																																		
H	41,15 (1.620)																																																																																		
Hole I	Ø6,53 (Ø0.257)																																																																																		
Hole J																																																																																			
C	9,65 (0.380)																																																																																		
Material	Al alloy																																																																																		
A	69,90 (2.750)																																																																																		
B	98,40 (3.870)																																																																																		
E	26,67 (1.050)																																																																																		
F	12,70 (0.500)																																																																																		
G	27,18 (1.070)																																																																																		
H	41,15 (1.620)																																																																																		
Hole I	Ø6,35 (Ø0.250)																																																																																		
Hole J																																																																																			
C	10,00 (0.390)																																																																																		
Material																																																																																			
A	69,85 (2.750)																																																																																		
B	98,43 (3.875)																																																																																		
E	26,67 (1.050)																																																																																		
F	12,70 (0.500)																																																																																		
G	27,18 (1.070)																																																																																		
H	41,15 (1.620)																																																																																		
Hole I	Ø6,58 (Ø0.259)																																																																																		
Hole J																																																																																			
C																																																																																			
Material	Cu, Al, Mg alloys																																																																																		
<b>UG-1350/U</b>	<b>UG-1351/U</b>	<b>F40363</b>	<b>F40359</b>																																																																																

Template TD-000011

TD-00077

<b>WR 229</b>	<b>R 40</b>	<b>WG 11A</b>
---------------	-------------	---------------

<b>UK plain</b>			
<b>DEF-5352:1958 RR/C830981</b>			
<b>A</b>	<b>71,44 (2.813)</b>		
<b>B</b>	<b>103,19 (4.063)</b>		
<b>E</b>	<b>25,40 (1.000)</b>		
<b>F</b>			
<b>G</b>	<b>14,30 (0.563)</b>		
<b>H</b>	<b>41,28 (1.625)</b>		
<b>Hole I</b>			
<b>Hole J</b>			
<b>C</b>			
<b>Material</b>	<b>Cu alloy</b>		
<b>NSN 5985-99-011-9657</b>			

<b>International plain</b>	<b>International sealing groove</b>	<b>International choke/sealing groove</b>	
<b>IEC 60154-2:1997 60154 IEC-UAR 40</b>	<b>IEC 60154-2:1997 60154 IEC-PAR 40</b>	<b>IEC 60154-2:1997 60154 IEC-CAR 40</b>	
<b>A</b>	<b>115,60</b>	<b>A</b>	<b>115,60</b>
<b>B</b>		<b>B</b>	
<b>E</b>	<b>101,38</b>	<b>E</b>	<b>101,38</b>
<b>F</b>		<b>F</b>	
<b>G</b>		<b>G</b>	
<b>H</b>		<b>H</b>	
<b>Hole I</b>	<b>6,35</b>	<b>Hole I</b>	<b>6,35</b>
<b>Hole J</b>		<b>Hole J</b>	
<b>C</b>	<b>7,90</b>	<b>C</b>	<b>7,90</b>
<b>Material</b>		<b>Material</b>	

Template TD-000011

TD-00077

<b>WR 187</b>	<b>R 48</b>	<b>WG 12</b>
---------------	-------------	--------------

		<b>International plain IEC 60154-2:2016 60154 IEC-UER 48</b>																				
		<table border="1" style="margin: auto;"> <tr><td>A</td><td>45,20 (1.780)</td></tr> <tr><td>B</td><td>70,60 (2.780)</td></tr> <tr><td>E</td><td>18,16 (0.715)</td></tr> <tr><td>F</td><td>11,89 (0.468)</td></tr> <tr><td>G</td><td>10,29 (0.405)</td></tr> <tr><td>H</td><td>30,86 (1.215)</td></tr> <tr><td>Hole I</td><td>Ø4,00 (Ø0.158)</td></tr> <tr><td>Hole J</td><td></td></tr> <tr><td>C</td><td>6,40 (0.252)</td></tr> <tr><td>Material</td><td>F40790</td></tr> </table>	A	45,20 (1.780)	B	70,60 (2.780)	E	18,16 (0.715)	F	11,89 (0.468)	G	10,29 (0.405)	H	30,86 (1.215)	Hole I	Ø4,00 (Ø0.158)	Hole J		C	6,40 (0.252)	Material	F40790
A	45,20 (1.780)																					
B	70,60 (2.780)																					
E	18,16 (0.715)																					
F	11,89 (0.468)																					
G	10,29 (0.405)																					
H	30,86 (1.215)																					
Hole I	Ø4,00 (Ø0.158)																					
Hole J																						
C	6,40 (0.252)																					
Material	F40790																					

inactive for new design <b>USA plain MIL-F-3922/63B M3922/63-001</b>	inactive for new design <b>USA plain MIL-F-3922/63B M3922/63-005</b>		<b>USA plain EIA-166-A CMR 187</b>																																																												
<table border="1" style="margin: auto;"> <tr><td>A</td><td>45,24 (1.781)</td></tr> <tr><td>B</td><td>70,64 (2.781)</td></tr> <tr><td>E</td><td>18,16 (0.715)</td></tr> <tr><td>F</td><td>11,89 (0.468)</td></tr> <tr><td>G</td><td>10,29 (0.405)</td></tr> <tr><td>H</td><td>30,86 (1.215)</td></tr> <tr><td>Hole I</td><td>0.138-32 UNC-2B</td></tr> <tr><td>Hole J</td><td>Ø3,73 (Ø0.147)</td></tr> <tr><td>C</td><td>5,72 (0.225)</td></tr> <tr><td>Material</td><td>Cu alloy</td></tr> </table>	A	45,24 (1.781)	B	70,64 (2.781)	E	18,16 (0.715)	F	11,89 (0.468)	G	10,29 (0.405)	H	30,86 (1.215)	Hole I	0.138-32 UNC-2B	Hole J	Ø3,73 (Ø0.147)	C	5,72 (0.225)	Material	Cu alloy	<table border="1" style="margin: auto;"> <tr><td>A</td><td>45,24 (1.781)</td></tr> <tr><td>B</td><td>70,64 (2.781)</td></tr> <tr><td>E</td><td>18,16 (0.715)</td></tr> <tr><td>F</td><td>11,89 (0.468)</td></tr> <tr><td>G</td><td>10,29 (0.405)</td></tr> <tr><td>H</td><td>30,86 (1.215)</td></tr> <tr><td>Hole I</td><td>0.138-32 UNC-2B</td></tr> <tr><td>Hole J</td><td>Ø3,73 (Ø0.147)</td></tr> <tr><td>C</td><td>5,72 (0.225)</td></tr> <tr><td>Material</td><td>Al alloy</td></tr> </table>	A	45,24 (1.781)	B	70,64 (2.781)	E	18,16 (0.715)	F	11,89 (0.468)	G	10,29 (0.405)	H	30,86 (1.215)	Hole I	0.138-32 UNC-2B	Hole J	Ø3,73 (Ø0.147)	C	5,72 (0.225)	Material	Al alloy		<table border="1" style="margin: auto;"> <tr><td>A</td><td>45,24 (1.781)</td></tr> <tr><td>B</td><td>70,64 (2.781)</td></tr> <tr><td>E</td><td>18,16 (0.715)</td></tr> <tr><td>F</td><td>11,89 (0.468)</td></tr> <tr><td>G</td><td>10,29 (0.405)</td></tr> <tr><td>H</td><td>30,86 (1.215)</td></tr> <tr><td>Hole I</td><td>Ø3,73 (Ø0.147)</td></tr> <tr><td>Hole J</td><td>0.138-32 UNC-2B</td></tr> <tr><td>C</td><td>5,72 (0.225)</td></tr> <tr><td>Material</td><td>Cu, Al, Mg alloys</td></tr> </table>	A	45,24 (1.781)	B	70,64 (2.781)	E	18,16 (0.715)	F	11,89 (0.468)	G	10,29 (0.405)	H	30,86 (1.215)	Hole I	Ø3,73 (Ø0.147)	Hole J	0.138-32 UNC-2B	C	5,72 (0.225)	Material	Cu, Al, Mg alloys
A	45,24 (1.781)																																																														
B	70,64 (2.781)																																																														
E	18,16 (0.715)																																																														
F	11,89 (0.468)																																																														
G	10,29 (0.405)																																																														
H	30,86 (1.215)																																																														
Hole I	0.138-32 UNC-2B																																																														
Hole J	Ø3,73 (Ø0.147)																																																														
C	5,72 (0.225)																																																														
Material	Cu alloy																																																														
A	45,24 (1.781)																																																														
B	70,64 (2.781)																																																														
E	18,16 (0.715)																																																														
F	11,89 (0.468)																																																														
G	10,29 (0.405)																																																														
H	30,86 (1.215)																																																														
Hole I	0.138-32 UNC-2B																																																														
Hole J	Ø3,73 (Ø0.147)																																																														
C	5,72 (0.225)																																																														
Material	Al alloy																																																														
A	45,24 (1.781)																																																														
B	70,64 (2.781)																																																														
E	18,16 (0.715)																																																														
F	11,89 (0.468)																																																														
G	10,29 (0.405)																																																														
H	30,86 (1.215)																																																														
Hole I	Ø3,73 (Ø0.147)																																																														
Hole J	0.138-32 UNC-2B																																																														
C	5,72 (0.225)																																																														
Material	Cu, Al, Mg alloys																																																														
<b>UG-1475/U</b>	<b>UG-1480/U</b>																																																														

Template TD-000011

TD-00077

**WR 187** **R 48** **WG 12**

USA plain MIL-DTL-3922/52E M3922/52-013	USA plain MIL-DTL-3922/52E M3922/52-014	International plain IEC 60154-2:2016 60154 IEC-UDR 48	USA plain EIA-271-B CPR 187 F
A 63,50 (2.500)	A 63,50 (2.500)	A 63,50 (2.500)	A 63,50 (2.500)
B 88,90 (3.500)	B 88,90 (3.500)	B 88,90 (3.500)	B 88,90 (3.500)
E 23,22 (0.914)	E 23,22 (0.914)	E 23,22 (0.914)	E 23,22 (0.914)
F 11,12 (0.438)	F 11,12 (0.438)	F 11,12 (0.438)	F 11,11 (0.438)
G 14,30 (0.563)	G 14,30 (0.563)	G 14,30 (0.563)	G 14,29 (0.563)
H 35,92 (1.414)	H 35,92 (1.414)	H 35,92 (1.414)	H 35,92 (1.414)
Hole I Ø6,53 (Ø0.257)	Hole I Ø6,53 (Ø0.257)	Hole I Ø6,35 (Ø0.250)	Hole I Ø6,55 (Ø0.258)
Hole J	Hole J	Hole J	Hole J
C 9,65 (0.38)	C 9,65 (0.380)	C 10,00 (0.390)	C
Material Cu alloy	Material Al alloy	Material	Material Cu, Al, Mg alloys
UG-1728/U	UG-1729/U	F40763	

International plain IEC 60154-2:1997 60154 IEC-RDR 48
A 63,50
B 88,90
E 23,22
F 11,11
G 14,29
H 35,91
Hole I Ø6,35
Hole J
C 10,00
Material

TD-00077

**WR 187** **R 48** **WG 12**

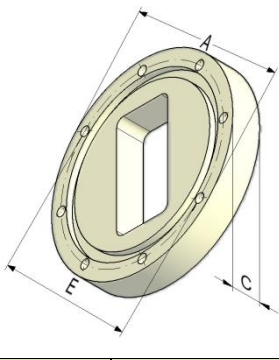
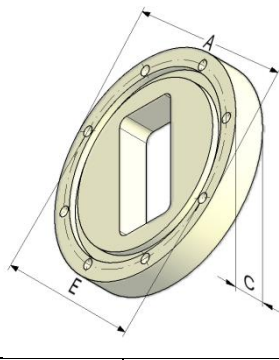
<b>USA</b>	<b>USA</b>	<b>International</b>	<b>USA</b>
<b>sealing groove</b>	<b>sealing groove</b>	<b>sealing groove</b>	<b>sealing groove</b>
<b>MIL-DTL-3922/52E</b>	<b>MIL-DTL-3922/52E</b>	<b>IEC 60154-2:2016</b>	<b>EIA-271-B</b>
<b>M3922/52-035</b>	<b>M3922/52-036</b>	<b>60154 IEC-PDR 48</b>	<b>CPR 187 G</b>
A 63,50 (2.500)	A 63,50 (2.500)	A 63,50 (2.500)	A 63,50 (2.500)
B 88,90 (3.500)	B 88,90 (3.500)	B 88,90 (3.500)	B 88,90 (3.500)
E 23,22 (0.914)	E 23,22 (0.914)	E 23,22 (0.914)	E 23,22 (0.914)
F 11,12 (0.438)	F 11,12 (0.438)	F 11,12 (0.438)	F 11,11 (0.438)
G 14,30 (0.563)	G 14,30 (0.563)	G 14,30 (0.563)	G 14,29 (0.563)
H 35,92 (1.414)	H 35,92 (1.414)	H 35,92 (1.414)	H 35,92 (1.414)
Hole I $\varnothing 6,53 (\varnothing 0.257)$	Hole I $\varnothing 6,53 (\varnothing 0.257)$	Hole I $\varnothing 6,35 (\varnothing 0.250)$	Hole I $\varnothing 6,55 (\varnothing 0.258)$
Hole J	Hole J	Hole J	Hole J
C 9,65 (0.380)	C 9,65 (0.380)	C 10,00 (0.390)	C
Material Cu alloy	Material Al alloy	Material	Material Cu, Al, Mg alloys
<b>UG-1352/U</b>	<b>UG-1353/U</b>	<b>F40480</b>	<b>F41633</b>

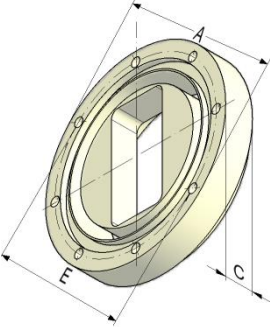
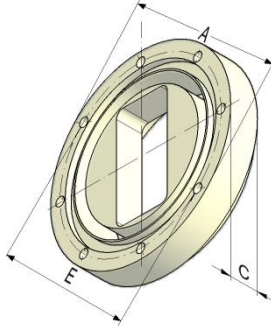
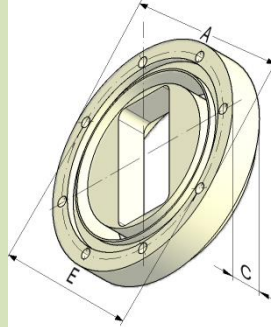
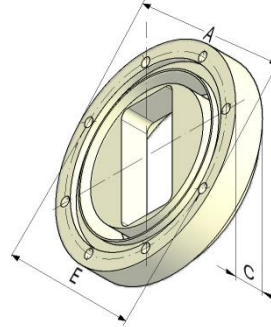
<b>inactive for new design</b>	<b>inactive for new design</b>	<b>International</b>	
<b>USA</b>	<b>USA</b>	<b>plain</b>	
<b>plain</b>	<b>plain</b>	<b>plain</b>	
<b>MIL-DTL-3922/57D</b>	<b>MIL-DTL-3922/57D</b>	<b>IEC 60154-2:2016</b>	
<b>M3922/57-001</b>	<b>M3922/57-002</b>	<b>60154 IEC-UAR 48</b>	
A 92,08 (3.625)	A 92,08 (3.625)	A 92,20 (3.630)	
B	B	B	
E 82,55 (3.250)	E 82,55 (3.250)	E 82,55 (3.250)	
F	F	F	
G	G	G	
H	H	H	
Hole I $\varnothing 5,05 (\varnothing 0.199)$	Hole I $\varnothing 5,05 (\varnothing 0.199)$	Hole I $\varnothing 5,00 (\varnothing 0.197)$	
Hole J	Hole J	Hole J	
C 6,35 (0.250)	C 6,35 (0.250)	C 6,40 (0.250)	
Material Al alloy	Material Cu alloy	Material	
<b>UG-407/U</b>	<b>UG-149A/U</b>	<b>F40495</b>	

Template TD-000011

TD-00077

<b>WR 187</b>	<b>R 48</b>	<b>WG 12</b>
---------------	-------------	--------------

		<b>International</b>	<b>UK</b>
		<b>sealing groove</b>	<b>sealing groove</b>
		<b>IEC 60154-2:2016</b>	<b>DEF-5352:1958</b>
		<b>60154 IEC-PAR 48</b>	<b>TR/B610100</b>
			
		A 92,20 (3.630)	A 92,08 (3.625)
		B	B
		E 82,55 (3.250)	E 82,55 (3.250)
		F	F
		G	G
		H	H
		Hole I Ø5,00 (Ø 0.197)	Hole I
		Hole J	Hole J
		C 6,40 (0.250)	C
		Material	Material Cu alloy
		<b>F40507</b>	<b>NSN 5985-99-083-0042</b>

<b>USA</b>	<b>USA</b>	<b>International</b>	<b>UK</b>
<b>choke/sealing groove</b>	<b>choke/sealing groove</b>	<b>choke/sealing groove</b>	<b>choke/sealing groove</b>
<b>MIL-DTL-3922/62E</b>	<b>MIL-DTL-3922/62E</b>	<b>IEC 60154-2:2016</b>	<b>DEF-5352:1958</b>
<b>M3922/62-002</b>	<b>M3922/62-001</b>	<b>60154 IEC-CAR 48</b>	<b>TR/B610099</b>
			
A 92,08 (3.625)	A 92,08 (3.625)	A 92,20 (3.630)	A 92,08 (3.625)
B	B	B	B
E 82,55 (3.250)	E 82,55 (3.250)	E 82,55 (3.250)	E 82,55 (3.250)
F	F	F	F
G	G	G	G
H	H	H	H
Hole I 0.190-32 UNF-2A	Hole I 0.190-32 UNF-2A	Hole I Ø5,00 (Ø 0.197)	Hole I
Hole J	Hole J	Hole J	Hole J
C 6,35 (0.250)	C 6,35 (0.250)	C 6,40 (0.250)	C
Material Cu alloy	Material Al alloy	Material	Material Cu alloy
<b>UG-148C/U</b>	<b>UG-406B/U</b>	<b>F41175</b>	<b>NSN 5985-99-083-0041</b>

Template TD-000011

TD-00077

<b>WR 159</b>	<b>R 58</b>	<b>WG 13</b>
---------------	-------------	--------------

		<b>International plain IEC 60154-2:2016 60154 IEC-UER 58</b>	<b>USA plain EIA-166-A CMR 159</b>																																								
		<table border="1" style="width:100%; border-collapse: collapse;"> <tr><td>A</td><td>44,50 (1.752)</td></tr> <tr><td>B</td><td>63,50 (2.500)</td></tr> <tr><td>E</td><td>16,84 (0.663)</td></tr> <tr><td>F</td><td>12,17 (0.479)</td></tr> <tr><td>G</td><td>9,19 (0.362)</td></tr> <tr><td>H</td><td>26,95 (1.061)</td></tr> <tr><td>Hole I</td><td>Ø4,00 (Ø0.158)</td></tr> <tr><td>Hole J</td><td></td></tr> <tr><td>C</td><td>6,40 (0.252)</td></tr> <tr><td>Material</td><td>F40462</td></tr> </table>	A	44,50 (1.752)	B	63,50 (2.500)	E	16,84 (0.663)	F	12,17 (0.479)	G	9,19 (0.362)	H	26,95 (1.061)	Hole I	Ø4,00 (Ø0.158)	Hole J		C	6,40 (0.252)	Material	F40462	<table border="1" style="width:100%; border-collapse: collapse;"> <tr><td>A</td><td>44,45 (1.750)</td></tr> <tr><td>B</td><td>63,50 (2.500)</td></tr> <tr><td>E</td><td>16,84 (0.663)</td></tr> <tr><td>F</td><td>12,17 (0.479)</td></tr> <tr><td>G</td><td>9,19 (0.362)</td></tr> <tr><td>H</td><td>26,95 (1.061)</td></tr> <tr><td>Hole I</td><td>Ø3,73 (Ø0.147)</td></tr> <tr><td>Hole J</td><td>0.138-32 UNC-2B</td></tr> <tr><td>C</td><td>5,72 (0.225)</td></tr> <tr><td>Material</td><td>Cu, Al, Mg alloys</td></tr> </table>	A	44,45 (1.750)	B	63,50 (2.500)	E	16,84 (0.663)	F	12,17 (0.479)	G	9,19 (0.362)	H	26,95 (1.061)	Hole I	Ø3,73 (Ø0.147)	Hole J	0.138-32 UNC-2B	C	5,72 (0.225)	Material	Cu, Al, Mg alloys
A	44,50 (1.752)																																										
B	63,50 (2.500)																																										
E	16,84 (0.663)																																										
F	12,17 (0.479)																																										
G	9,19 (0.362)																																										
H	26,95 (1.061)																																										
Hole I	Ø4,00 (Ø0.158)																																										
Hole J																																											
C	6,40 (0.252)																																										
Material	F40462																																										
A	44,45 (1.750)																																										
B	63,50 (2.500)																																										
E	16,84 (0.663)																																										
F	12,17 (0.479)																																										
G	9,19 (0.362)																																										
H	26,95 (1.061)																																										
Hole I	Ø3,73 (Ø0.147)																																										
Hole J	0.138-32 UNC-2B																																										
C	5,72 (0.225)																																										
Material	Cu, Al, Mg alloys																																										

<b>UK plain DEF-5352:1958 RR/B610729</b>	<b>UK plain DEF-5352:1958 RR/B610983</b>																																										
<table border="1" style="width:100%; border-collapse: collapse;"> <tr><td>A</td><td>58,74 (2.313)</td></tr> <tr><td>B</td><td>77,79 (3.063)</td></tr> <tr><td>E</td><td>21,59 (0.850)</td></tr> <tr><td>F</td><td></td></tr> <tr><td>G</td><td></td></tr> <tr><td>H</td><td>30,99 (1.220)</td></tr> <tr><td>Hole I</td><td></td></tr> <tr><td>Hole J</td><td></td></tr> <tr><td>C</td><td></td></tr> <tr><td>Material</td><td>Cu alloy</td></tr> </table>	A	58,74 (2.313)	B	77,79 (3.063)	E	21,59 (0.850)	F		G		H	30,99 (1.220)	Hole I		Hole J		C		Material	Cu alloy	<table border="1" style="width:100%; border-collapse: collapse;"> <tr><td>A</td><td>58,74 (2.313)</td></tr> <tr><td>B</td><td>77,79 (3.063)</td></tr> <tr><td>E</td><td>21,59 (0.850)</td></tr> <tr><td>F</td><td></td></tr> <tr><td>G</td><td></td></tr> <tr><td>H</td><td>30,99 (1.220)</td></tr> <tr><td>Hole I</td><td></td></tr> <tr><td>Hole J</td><td></td></tr> <tr><td>C</td><td></td></tr> <tr><td>Material</td><td>Al alloy</td></tr> </table>	A	58,74 (2.313)	B	77,79 (3.063)	E	21,59 (0.850)	F		G		H	30,99 (1.220)	Hole I		Hole J		C		Material	Al alloy		
A	58,74 (2.313)																																										
B	77,79 (3.063)																																										
E	21,59 (0.850)																																										
F																																											
G																																											
H	30,99 (1.220)																																										
Hole I																																											
Hole J																																											
C																																											
Material	Cu alloy																																										
A	58,74 (2.313)																																										
B	77,79 (3.063)																																										
E	21,59 (0.850)																																										
F																																											
G																																											
H	30,99 (1.220)																																										
Hole I																																											
Hole J																																											
C																																											
Material	Al alloy																																										
<b>NSN 5985-99-083-1602</b>	<b>NSN 5985-99-083-0129</b>																																										

TD-00077

<b>WR 159</b>	<b>R 58</b>	<b>WG 13</b>
---------------	-------------	--------------

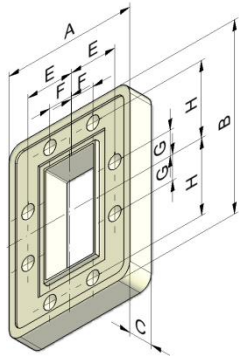
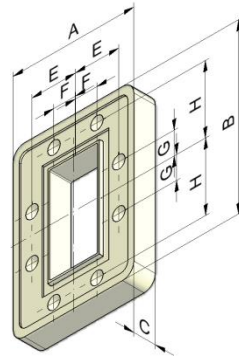
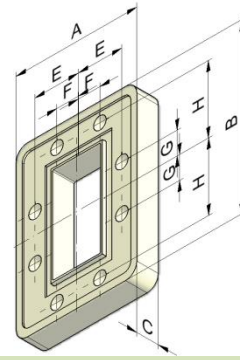
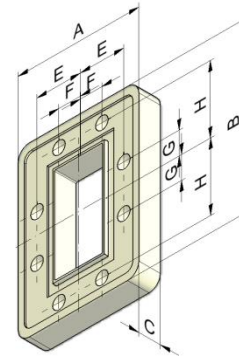
<b>USA plain</b>	<b>USA plain</b>	<b>International plain</b>	<b>USA plain</b>
<b>MIL-DTL-3922/52E M3922/52-015</b>	<b>MIL-DTL-3922/52E M3922/52-016</b>	<b>IEC 60154-2:2016 60154 IEC-UDR 58</b>	<b>EIA-271-B CPR 159 F</b>
A 61,98 (2.440)	A 61,98 (2.440)	A 61,90 (2.440)	A 61,91 (2.428)
B 81,03 (3.190)	B 81,03 (3.190)	B 81,00 (3.190)	B 80,95 (3.187)
E 22,22 (0.875)	E 22,22 (0.875)	E 22,23 (0.875)	E 22,23 (0.875)
F 9,52 (0.375)	F 9,52 (0.375)	F 9,52 (0.375)	F 9,52 (0.375)
G 12,70 (0.500)	G 12,70 (0.500)	G 12,70 (0.500)	G 12,70 (0.500)
H 32,33 (1.273)	H 32,33 (1.273)	H 32,33 (1.273)	H 32,33 (0.273)
Hole I Ø6,53 (Ø0.257)	Hole I Ø6,53 (Ø0.257)	Hole I Ø6,35 (Ø0.250)	Hole I Ø6,53 (Ø0.257)
Hole J	Hole J	Hole J	Hole J
C 9,65 (0.380)	C 9,65 (0.380)	C 10,00 (0.390)	C
Material Cu alloy	Material Al alloy	Material F40782	Material Cu, Al, Mg alloys
<b>UG-1730/U</b>	<b>UG-1731/U</b>		

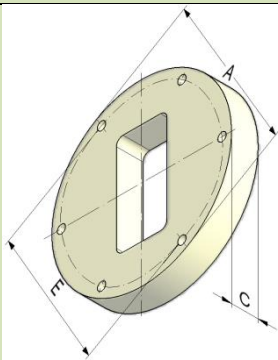
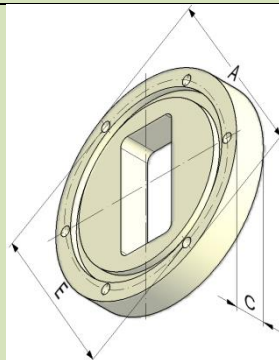
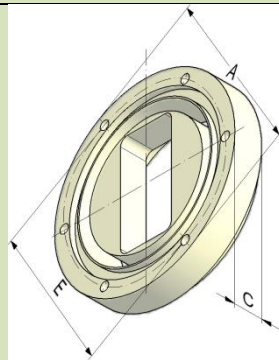
		<b>International plain</b>	
		<b>IEC 60154-2:1997 60154 IEC-RDR 58</b>	
		A 61,90	
		B 81,00	
		E 22,23	
		F 9,52	
		G 12,70	
		H 32,33	
		Hole I Ø6,35	
		Hole J	
		C 10,00	
		Material	



TD-00077

<b>WR 159</b>	<b>R 58</b>	<b>WG 13</b>	
---------------	-------------	--------------	--

<b>USA</b>	<b>USA</b>	<b>International</b>	<b>USA</b>
<b>sealing groove</b>	<b>sealing groove</b>	<b>sealing groove</b>	<b>sealing groove</b>
<b>MIL-DTL-3922/52E</b>	<b>MIL-DTL-3922/52E</b>	<b>IEC 60154-2:2016</b>	<b>EIA-271-B</b>
<b>M3922/52-037</b>	<b>M3922/52-038</b>	<b>60154 IEC-PDR 58</b>	<b>CPR 159 G</b>
			
A 61,98 (2.440)	A 61,98 (2.440)	A 61,90 (2.440)	A 61,91 (2.428)
B 81,03 (3.190)	B 81,03 (3.190)	B 81,00 (3.190)	B 80,95 (3.187)
E 22,22 (0.875)	E 22,22 (0.875)	E 22,23 (0.875)	E 22,23 (0.875)
F 9,52 (0.375)	F 9,52 (0.375)	F 9,52 (0.375)	F 9,52 (0.375)
G 12,70 (0.500)	G 12,70 (0.500)	G 12,70 (0.500)	G 12,70 (0.500)
H 32,33 (1.273)	H 32,33 (1.273)	H 32,33 (1.273)	H 32,33 (0.273)
Hole I Ø6,53 (Ø0.257)	Hole I Ø6,53 (Ø0.257)	Hole I Ø6,35 (Ø0.250)	Hole I Ø6,53 (Ø0.257)
Hole J	Hole J	Hole J	Hole J
C 9,65 (0.380)	C 9,65 (0.380)	C 10,00 (0.390)	C
Material Cu alloy	Material Al alloy	Material	Material Cu, Al, Mg alloys
<b>UG-1354/U</b>	<b>UG-1355/U</b>	<b>F40443</b>	<b>F40513</b>

<b>International</b>	<b>International</b>	<b>International</b>	
<b>plain</b>	<b>sealing groove</b>	<b>choke/sealing groove</b>	
<b>IEC 60154-2:2016</b>	<b>IEC 60154-2:2016</b>	<b>IEC 60154-2:2016</b>	
<b>60154 IEC-UAR 58</b>	<b>60154 IEC-PAR 58</b>	<b>60154 IEC-CAR 58</b>	
			
A 85,90 (3.380)	A 85,90 (3.380)	A 85,90 (3.380)	
B	B	B	
E 76,20 (3.000)	E 76,20 (3.000)	E 76,20 (3.000)	
F	F	F	
G	G	G	
H	H	H	
Hole I Ø5,00 (Ø0.197)	Hole I Ø5,00 (Ø0.197)	Hole I Ø5,00 (Ø0.197)	
Hole J	Hole J	Hole J	
C 6,40 (0.250)	C 6,40 (0.250)	C 6,40 (0.250)	
Material	Material	Material	
<b>F40734</b>	<b>F40925</b>	<b>F41235</b>	

TD-00077

<b>WR 137</b>	<b>R 70</b>	<b>WG 14</b>
---------------	-------------	--------------

		<b>International plain IEC 60154-2:2016 60154 IEC-UER 70</b>																					
		<table border="1" style="margin: auto;"> <tr><td>A</td><td>38,90 (1.532)</td></tr> <tr><td>B</td><td>57,94 (2.281)</td></tr> <tr><td>E</td><td>14,99 (0.590)</td></tr> <tr><td>F</td><td>8,71 (0.343)</td></tr> <tr><td>G</td><td>8,18 (0.322)</td></tr> <tr><td>H</td><td>24,51 (0.965)</td></tr> <tr><td>Hole I</td><td>Ø4,00 (Ø0.158)</td></tr> <tr><td>Hole J</td><td></td></tr> <tr><td>C</td><td>6,40 (0.252)</td></tr> <tr><td>Material</td><td>F40502</td></tr> </table>	A	38,90 (1.532)	B	57,94 (2.281)	E	14,99 (0.590)	F	8,71 (0.343)	G	8,18 (0.322)	H	24,51 (0.965)	Hole I	Ø4,00 (Ø0.158)	Hole J		C	6,40 (0.252)	Material	F40502	
A	38,90 (1.532)																						
B	57,94 (2.281)																						
E	14,99 (0.590)																						
F	8,71 (0.343)																						
G	8,18 (0.322)																						
H	24,51 (0.965)																						
Hole I	Ø4,00 (Ø0.158)																						
Hole J																							
C	6,40 (0.252)																						
Material	F40502																						

inactive for new design <b>USA plain MIL-F-3922/63B M3922/63-002</b>	inactive for new design <b>USA plain MIL-F-3922/63B M3922/63-006</b>		<b>USA plain EIA-166-A CMR 137</b>																																																												
<table border="1" style="margin: auto;"> <tr><td>A</td><td>38,89 (1.531)</td></tr> <tr><td>B</td><td>57,94 (2.281)</td></tr> <tr><td>E</td><td>14,99 (0.590)</td></tr> <tr><td>F</td><td>8,71 (0.343)</td></tr> <tr><td>G</td><td>8,18 (0.322)</td></tr> <tr><td>H</td><td>24,51 (0.965)</td></tr> <tr><td>Hole I</td><td>0.138-32 UNC-2B</td></tr> <tr><td>Hole J</td><td>Ø3,73 (Ø0.147)</td></tr> <tr><td>C</td><td>5,72 (0.225)</td></tr> <tr><td>Material</td><td>Cu alloy</td></tr> </table>	A	38,89 (1.531)	B	57,94 (2.281)	E	14,99 (0.590)	F	8,71 (0.343)	G	8,18 (0.322)	H	24,51 (0.965)	Hole I	0.138-32 UNC-2B	Hole J	Ø3,73 (Ø0.147)	C	5,72 (0.225)	Material	Cu alloy	<table border="1" style="margin: auto;"> <tr><td>A</td><td>38,89 (1.531)</td></tr> <tr><td>B</td><td>57,94 (2.281)</td></tr> <tr><td>E</td><td>14,99 (0.590)</td></tr> <tr><td>F</td><td>8,71 (0.343)</td></tr> <tr><td>G</td><td>8,18 (0.322)</td></tr> <tr><td>H</td><td>24,51 (0.965)</td></tr> <tr><td>Hole I</td><td>0.138-32 UNC-2B</td></tr> <tr><td>Hole J</td><td>Ø3,73 (Ø0.147)</td></tr> <tr><td>C</td><td>5,72 (0.225)</td></tr> <tr><td>Material</td><td>Al alloy</td></tr> </table>	A	38,89 (1.531)	B	57,94 (2.281)	E	14,99 (0.590)	F	8,71 (0.343)	G	8,18 (0.322)	H	24,51 (0.965)	Hole I	0.138-32 UNC-2B	Hole J	Ø3,73 (Ø0.147)	C	5,72 (0.225)	Material	Al alloy		<table border="1" style="margin: auto;"> <tr><td>A</td><td>38,89 (1.531)</td></tr> <tr><td>B</td><td>57,94 (2.281)</td></tr> <tr><td>E</td><td>14,99 (0.590)</td></tr> <tr><td>F</td><td>8,71 (0.343)</td></tr> <tr><td>G</td><td>8,18 (0.322)</td></tr> <tr><td>H</td><td>24,51 (0.965)</td></tr> <tr><td>Hole I</td><td>Ø3,73 (Ø0.147)</td></tr> <tr><td>Hole J</td><td>0.138-32 UNC-2B</td></tr> <tr><td>C</td><td>5,72 (0.225)</td></tr> <tr><td>Material</td><td>Cu, Al, Mg alloys</td></tr> </table>	A	38,89 (1.531)	B	57,94 (2.281)	E	14,99 (0.590)	F	8,71 (0.343)	G	8,18 (0.322)	H	24,51 (0.965)	Hole I	Ø3,73 (Ø0.147)	Hole J	0.138-32 UNC-2B	C	5,72 (0.225)	Material	Cu, Al, Mg alloys
A	38,89 (1.531)																																																														
B	57,94 (2.281)																																																														
E	14,99 (0.590)																																																														
F	8,71 (0.343)																																																														
G	8,18 (0.322)																																																														
H	24,51 (0.965)																																																														
Hole I	0.138-32 UNC-2B																																																														
Hole J	Ø3,73 (Ø0.147)																																																														
C	5,72 (0.225)																																																														
Material	Cu alloy																																																														
A	38,89 (1.531)																																																														
B	57,94 (2.281)																																																														
E	14,99 (0.590)																																																														
F	8,71 (0.343)																																																														
G	8,18 (0.322)																																																														
H	24,51 (0.965)																																																														
Hole I	0.138-32 UNC-2B																																																														
Hole J	Ø3,73 (Ø0.147)																																																														
C	5,72 (0.225)																																																														
Material	Al alloy																																																														
A	38,89 (1.531)																																																														
B	57,94 (2.281)																																																														
E	14,99 (0.590)																																																														
F	8,71 (0.343)																																																														
G	8,18 (0.322)																																																														
H	24,51 (0.965)																																																														
Hole I	Ø3,73 (Ø0.147)																																																														
Hole J	0.138-32 UNC-2B																																																														
C	5,72 (0.225)																																																														
Material	Cu, Al, Mg alloys																																																														
<b>UG-1476/U</b>	<b>UG-1481/U</b>																																																														

Template TD-000011

TD-00077

<b>WR 137</b>	<b>R 70</b>	<b>WG 14</b>
---------------	-------------	--------------

<b>USA plain</b>	<b>USA plain</b>	<b>International plain</b>	<b>USA plain</b>
<b>MIL-DTL-3922/52E M3922/52-017</b>	<b>MIL-DTL-3922/52E M3922/52-018</b>	<b>IEC 60154-2:2016 60154 IEC-UDR 70</b>	<b>EIA-271-B CPR 137 F</b>
A 49,28 (1.940)	A 49,28 (1.940)	A 49,20 (1.940)	A 49,21 (1.938)
B 68,33 (2.690)	B 68,33 (2.690)	B 68,30 (2.690)	B 68,26 (2.688)
E 18,26 (0.719)	E 18,26 (0.719)	E 18,26 (0.719)	E 18,26 (0.719)
F 7,95 (0.313)	F 7,95 (0.313)	F 7,94 (0.313)	F 7,94 (0.125)
G 11,12 (0.438)	G 11,12 (0.438)	G 11,11 (0.438)	G 11,11 (0.438)
H 27,79 (1.094)	H 27,79 (1.094)	H 27,79 (1.094)	H 27,79 (1.094)
Hole I Ø4,98 (Ø0.196)	Hole I Ø4,98 (Ø0.196)	Hole I Ø5,00 (Ø0.197)	Hole I Ø5,03 (Ø0.198)
Hole J	Hole J	Hole J	Hole J
C 6,35 (0.250)	C 6,35 (0.250)	C 10,00 (0.390)	C
Material Cu alloy	Material Al alloy	Material	Material Cu, Al, Mg alloys
<b>UG-1732/U</b>	<b>UG-1733/U</b>	<b>F40750</b>	

		<b>International plain</b>	
		<b>IEC 60154-2:1997 60154 IEC-RDR 70</b>	
		A 49,20	
		B 68,30	
		E 18,26	
		F 7,94	
		G 11,11	
		H 27,79	
		Hole I Ø5,00	
		Hole J	
		C 10,00	
		Material	

TD-00077

<b>WR 137</b>	<b>R 70</b>	<b>WG 14</b>
---------------	-------------	--------------

<b>USA</b>	<b>USA</b>	<b>International</b>	<b>USA</b>
<b>sealing groove</b>	<b>sealing groove</b>	<b>sealing groove</b>	<b>sealing groove</b>
<b>MIL-DTL-3922/52E</b>	<b>MIL-DTL-3922/52E</b>	<b>IEC 60154-2:2016</b>	<b>EIA-271-B</b>
<b>M3922/52-039</b>	<b>M3922/52-040</b>	<b>60154 IEC-PDR 70</b>	<b>CPR 137 G</b>
A 49,28 (1.940)	A 49,28 (1.940)	A 49,20 (1.940)	A 49,21 (1.938)
B 68,33 (2.690)	B 68,33 (2.690)	B 68,30 (2.690)	B 68,26 (2.688)
E 18,26 (0.719)	E 18,26 (0.719)	E 18,26 (0.719)	E 18,26 (0.719)
F 7,95 (0.313)	F 7,95 (0.313)	F 7,94 (0.313)	F 7,94 (0.125)
G 11,12 (0.438)	G 11,12 (0.438)	G 11,11 (0.438)	G 11,11 (0.438)
H 27,79 (1.094)	H 27,79 (1.094)	H 27,79 (1.094)	H 27,79 (1.094)
Hole I Ø4,98 (Ø0.196)	Hole I Ø4,98 (Ø0.196)	Hole I Ø5,00 (Ø0.197)	Hole I Ø5,03 (Ø0.198)
Hole J	Hole J	Hole J	Hole J
C 6,35 (0.250)	C 6,35 (0.250)	C 10,00 (0.390)	C
Material Cu alloy	Material Al alloy	Material	Material Cu, Al, Mg alloys
<b>UG-1356/U</b>	<b>UG-1357/U</b>	<b>F40442</b>	<b>F40361</b>

<b>inactive for new design</b>	<b>inactive for new design</b>	<b>International</b>	
<b>USA</b>	<b>USA</b>	<b>plain</b>	
<b>plain</b>	<b>plain</b>	<b>plain</b>	
<b>MIL-DTL-3922/55D</b>	<b>MIL-DTL-3922/55D</b>	<b>IEC 60154-2:2016</b>	
<b>M3922/55-001</b>	<b>M3922/55-002</b>	<b>60154 IEC-UAR 70</b>	
A 79,38 (3.125)	A 79,38 (3.125)	A 79,50 (3.130)	
B	B	B	
E 69,85 (2.750)	E 69,85 (2.750)	E 69,85 (2.750)	
F	F	F	
G	G	G	
H	H	H	
Hole I Ø5,05 (Ø0.199)	Hole I Ø5,05 (Ø0.199)	Hole I Ø5,00 (Ø0.197)	
Hole J	Hole J	Hole J	
C 6,35 (0.250)	C 6,35 (0.250)	C 6,40 (0.250)	
Material Cu alloy	Material Al alloy	Material	
<b>UG-344/U</b>	<b>UG-441/U</b>	<b>F40340</b>	

Template TD-000011

TD-00077

<b>WR 137</b>	<b>R 70</b>	<b>WG 14</b>
---------------	-------------	--------------

<b>UK</b>	<b>UK</b>	<b>International</b>
<b>sealing groove</b>	<b>sealing groove</b>	<b>sealing groove</b>
<b>DEF-5352:1958</b>	<b>DEF-5352:1958</b>	<b>IEC 60154-2:2016</b>
<b>TR/B610104</b>	<b>RR/B610921</b>	<b>60154 IEC-PAR 70</b>
A 79,38 (3.125)	A 79,38 (3.125)	A 79,50 (3.130)
B	B	B
E 69,85 (2.750)	E 69,85 (2.750)	E 69,85 (2.750)
F	F	F
G	G	G
H	H	H
Hole I	Hole I	Hole I $\varnothing 5,00 (\varnothing 0.197)$
Hole J	Hole J	Hole J
C	C	C 6,40 (0.250)
Material Cu alloy	Material Al alloy	Material
		<b>F40340-1</b>
<b>NSN 5985-99-083-0038</b>	<b>NSN 5985-99-083-0132</b>	

<b>UK</b>	<b>UK</b>	<b>International</b>
<b>choke/sealing groove</b>	<b>choke/sealing groove</b>	<b>choke/sealing groove</b>
<b>DEF-5352:1958</b>	<b>DEF-5352:1958</b>	<b>IEC 60154-2:2016</b>
<b>TR/B610103</b>	<b>RR/B610920</b>	<b>60154 IEC-CAR 70</b>
A 79,38 (3.125)	A 79,38 (3.125)	A 79,50 (3.130)
B	B	B
E 69,85 (2.750)	E 69,85 (2.750)	E 69,85 (2.750)
F	F	F
G	G	G
H	H	H
Hole I	Hole I	Hole I $\varnothing 5,00 (\varnothing 0.197)$
Hole J	Hole J	Hole J
C	C	C 6,40 (0.250)
Material Cu alloy	Material Al alloy	Material
		<b>F41181</b>
<b>NSN 5985-99-083-0037</b>	<b>NSN 5985-99-083-0131</b>	

Template TD-000011

TD-00077

<b>WR 137</b>	<b>R 70</b>	<b>WG 14</b>
---------------	-------------	--------------

inactive for new design <b>USA</b>	inactive for new design <b>USA</b>		
<b>choke/sealing groove</b>	<b>choke/sealing groove</b>		
<b>MIL-DTL-3922/60D</b>	<b>MIL-DTL-3922/60D</b>		
<b>M3922/60-001</b>	<b>M3922/60-002</b>		
<b>A</b> 79,38 (3.125)	<b>A</b> 79,38 (3.125)		
<b>B</b>	<b>B</b>		
<b>E</b> 69,85 (2.750)	<b>E</b> 69,85 (2.750)		
<b>F</b>	<b>F</b>		
<b>G</b>	<b>G</b>		
<b>H</b>	<b>H</b>		
<b>Hole I</b> 0.190-32 UNF-2B	<b>Hole I</b> 0.190-32 UNF-2B		
<b>Hole J</b>	<b>Hole J</b>		
<b>C</b> 6,35 (0.250)	<b>C</b> 6,35 (0.250)		
<b>Material</b> Cu alloy	<b>Material</b> Al alloy		
<b>UG-343B/U</b>	<b>UG-440B/U</b>		


Template TD-000011

TD-00077

<b>WR 112</b>	<b>R 84</b>	<b>WG 15</b>	
---------------	-------------	--------------	--

<b>USA plain</b>	<b>USA plain</b>	<b>inactive for new design USA plain</b>	<b>inactive for new design USA plain</b>
<b>MIL-DTL-3922/53F M3922/53-002</b>	<b>MIL-DTL-3922/53F M3922/53-004</b>	<b>MIL-DTL-3922/54E M3922/54-011</b>	<b>MIL-DTL-3922/54E M3922/54-012</b>
A 47,63 (1.875)	A 47,63 (1.875)	A 47,62 (1.875)	A 47,62 (1.875)
B 47,63 (1.875)	B 47,63 (1.875)	B 47,62 (1.875)	B 47,62 (1.875)
E 18,72 (0.737)	E 18,72 (0.737)	E 18,72 (0.737)	E 18,72 (0.737)
F 17,17 (0.676)	F 17,17 (0.676)	F 17,17 (0.676)	F 17,17 (0.676)
G	G	G	G
H	H	H	H
Hole I $\varnothing 4,29 (\varnothing 0.169)$	Hole I $\varnothing 4,29 (\varnothing 0.169)$	Hole I $\varnothing 4,29 (\varnothing 0.169)$	Hole I $\varnothing 4,29 (\varnothing 0.169)$
Hole J	Hole J	Hole J	Hole J
C 6,35 (0.250)	C 6,35 (0.250)	C 6,35 (0.250)	C 6,35 (0.250)
Material Cu alloy	Material Al alloy	Material Cu alloy	Material Al alloy
<b>UG-51/U</b>	<b>UG-138/U</b>		

<b>USA plain</b>	<b>USA plain</b>	<b>USA plain</b>	<b>USA plain</b>
<b>MIL-DTL-3922/70C M3922/70-001</b>	<b>MIL-DTL-3922/70C M3922/70-002</b>	<b>MIL-DTL-3922/70C M3922/70-013</b>	<b>MIL-DTL-3922/70C M3922/70-014</b>
A 42,85 (1.687)	A 42,85 (1.687)	A 42,85 (1.687)	A 42,85 (1.687)
B 42,85 (1.687)	B 42,85 (1.687)	B 42,85 (1.687)	B 42,85 (1.687)
E 17,02 (0.670)	E 17,02 (0.670)	E 17,02 (0.670)	E 17,02 (0.670)
F 16,26 (0.640)	F 16,26 (0.640)	F 16,26 (0.640)	F 16,26 (0.640)
G	G	G	G
H	H	H	H
Hole I $\varnothing 4,29 (\varnothing 0.169)$	Hole I $\varnothing 4,29 (\varnothing 0.169)$	Hole I $\varnothing 4,29 (\varnothing 0.169)$	Hole I $\varnothing 4,29 (\varnothing 0.169)$
Hole J	Hole J	Hole J	Hole J
C 6,35 (0.250)	C 6,35 (0.250)	C 6,35 (0.250)	C 6,35 (0.250)
Material Cu alloy	Material Al alloy	Material Cu alloy	Material Al alloy
<b>UG-1493/U</b>			

Template TD-000011

TD-00077

<b>WR 112</b>	<b>R 84</b>	<b>WG 15</b>
---------------	-------------	--------------

		<b>International</b>	
		<b>plain</b>	
		<b>IEC 60154-2:2016</b>	
		<b>60154 IEC-UBR 84</b>	
		A 47,80 (1.880)	
		B 47,80 (1.880)	
		E 18,72 (0.737)	
		F 17,17 (0.676)	
		G	
		H	
		Hole I $\varnothing 4,17$ ( $\varnothing 0.164$ )	
		Hole J	
		C 6,40 (0.250)	
		Material	
		<b>F40486</b>	

<b>UK</b>	<b>UK</b>	<b>International</b>	
<b>sealing groove</b>	<b>sealing groove</b>	<b>sealing groove</b>	
<b>DEF-5352:1958</b>	<b>DEF-5352:1958</b>	<b>IEC 60154-2:2016</b>	
<b>TR/B610112</b>	<b>TR/B610915</b>	<b>60154 IEC-PBR 84</b>	
A 47,63 (1.875)	A 47,63 (1.875)	A 47,80 (1.880)	
B 47,63 (1.875)	B 47,63 (1.875)	B 47,80 (1.880)	
E 18,72 (0.737)	E 18,72 (0.737)	E 18,72 (0.737)	
F 17,17 (0.676)	F 17,17 (0.676)	F 17,17 (0.676)	
G	G	G	
H	H	H	
Hole I	Hole I	Hole I $\varnothing 4,17$ ( $\varnothing 0.164$ )	
Hole J	Hole J	Hole J	
C	C	C 6,40 (0.250)	
Material Cu alloy	Material Al alloy	Material	
		<b>F40489</b>	
<b>NSN 5985-99-083-0034</b>	<b>NSN 5985-99-011-9112</b>		

Template TD-000011



TD-00077

<b>WR 112</b>	<b>R 84</b>	<b>WG 15</b>
---------------	-------------	--------------

<b>USA</b>	<b>USA</b>	<b>International</b>
<b>choke/sealing groove</b>	<b>choke/sealing groove</b>	<b>choke/sealing groove</b>
<b>MIL-DTL-3922/59F</b>	<b>MIL-DTL-3922/59F</b>	<b>IEC 60154-2:2016</b>
<b>M3922/59-015</b>	<b>M3922/59-016</b>	<b>60154 IEC-CBR 84</b>
A 47,63 (1.875)	A 47,63 (1.875)	A 47,80 (1.880)
B 47,63 (1.875)	B 47,63 (1.875)	B 47,80 (1.880)
E 18,72 (0.737)	E 18,72 (0.737)	E 18,72 (0.737)
F 17,17 (0.676)	F 17,17 (0.676)	F 17,17 (0.676)
G	G	G
H	H	H
Hole I Ø4,29 (Ø0.169)	Hole I Ø4,29 (Ø0.169)	Hole I Ø4,17 (Ø0.164)
Hole J	Hole J	Hole J
C 6,35 (0.250)	C 6,35 (0.250)	C 6,40 (0.250)
Material Cu alloy	Material Al alloy	Material
		<b>F41238</b>

<b>UK</b>	<b>UK</b>	
<b>choke/sealing groove</b>	<b>choke/sealing groove</b>	
<b>DEF-5352:1958</b>	<b>DEF-5352:1958</b>	
<b>TR/B610111</b>	<b>TR/B610914</b>	
A 47,63 (1.875)	A 47,63 (1.875)	
B 47,63 (1.875)	B 47,63 (1.875)	
E 18,72 (0.737)	E 18,72 (0.737)	
F 17,17 (0.676)	F 17,17 (0.676)	
G	G	
H	H	
Hole I	Hole I	
Hole J	Hole J	
C	C	
Material Cu alloy	Material Al alloy	
<b>NSN 5985-99-083-0033</b>	<b>NSN 5985-99-083-0134</b>	

Template TD-000011

TD-00077

<b>WR 112</b>	<b>R 84</b>	<b>WG 15</b>
---------------	-------------	--------------

inactive for new design <b>USA</b> plain <b>MIL-DTL-3922/54E</b> <b>M3922/54-005</b>	inactive for new design <b>USA</b> plain <b>MIL-DTL-3922/54E</b> <b>M3922/54-006</b>		
A 47,62 (1.875)	A 47,62 (1.875)		
B 47,62 (1.875)	B 47,62 (1.875)		
E 18,72 (0.737)	E 18,72 (0.737)		
F 17,17 (0.676)	F 17,17 (0.676)		
G	G		
H	H		
Hole I 0.164-32 UNC-2B	Hole I 0.164-32 UNC-2B		
Hole J	Hole J		
C 6,35 (0.250)	C 6,35 (0.250)		
Material Cu alloy	Material Al alloy		

<b>USA</b> choke/sealing groove <b>MIL-DTL-3922/59F</b> <b>M3922/59-007</b>	<b>USA</b> choke/sealing groove <b>MIL-DTL-3922/59F</b> <b>M3922/59-009</b>	canceled w/o replacement <b>USA</b> choke/sealing groove <b>MIL-DTL-3922/69</b> <b>M3922/69-001</b>	canceled w/o replacement <b>USA</b> choke/sealing groove <b>MIL-DTL-3922/69</b> <b>M3922/69-002 &amp; 003</b>
A 47,63 (1.875)	A 47,63 (1.875)	A 42,85 (1.687)	A 42,85 (1.687)
B 47,63 (1.875)	B 47,63 (1.875)	B 42,85 (1.687)	B 42,85 (1.687)
E 18,72 (0.737)	E 18,72 (0.737)	E 17,02 (0.670)	E 17,02 (0.670)
F 17,17 (0.676)	F 17,17 (0.676)	F 16,26 (0.640)	F 16,26 (0.640)
G	G	G	G
H	H	H	H
Hole I 0.164-32 UNC-2B	Hole I 0.164-32 UNC-2B	Hole I 0.164-32 UNC-2B	Hole I 0.164-32 UNC-2B
Hole J	Hole J	Hole J	Hole J
C 6,35 (0.250)	C 6,35 (0.250)	C 6,35 (0.250)	C 6,35 (0.250)
Material Cu alloy	Material Al alloy	Material Cu alloy	Material Al alloy 6061 & 6063
<b>UG-52B/U</b>	<b>UG-137B/U</b>	<b>UG-1494/U</b>	

Template TD-000011

TD-00077

<b>WR 112</b>	<b>R 84</b>	<b>WG 15</b>
---------------	-------------	--------------

		<b>International plain IEC 60154-2:2016 60154 IEC-UER 84</b>																				
		<table border="1" style="margin: auto;"> <tr><td>A</td><td>34,90 (1.374)</td></tr> <tr><td>B</td><td>51,20 (2.016)</td></tr> <tr><td>E</td><td>13,13 (0.517)</td></tr> <tr><td>F</td><td>7,11 (0.280)</td></tr> <tr><td>G</td><td>7,04 (0.277)</td></tr> <tr><td>H</td><td>21,08 (0.830)</td></tr> <tr><td>Hole I</td><td>Ø4,00 (Ø0.158)</td></tr> <tr><td>Hole J</td><td></td></tr> <tr><td>C</td><td>6,40 (0.252)</td></tr> <tr><td>Material</td><td>F40514</td></tr> </table>	A	34,90 (1.374)	B	51,20 (2.016)	E	13,13 (0.517)	F	7,11 (0.280)	G	7,04 (0.277)	H	21,08 (0.830)	Hole I	Ø4,00 (Ø0.158)	Hole J		C	6,40 (0.252)	Material	F40514
A	34,90 (1.374)																					
B	51,20 (2.016)																					
E	13,13 (0.517)																					
F	7,11 (0.280)																					
G	7,04 (0.277)																					
H	21,08 (0.830)																					
Hole I	Ø4,00 (Ø0.158)																					
Hole J																						
C	6,40 (0.252)																					
Material	F40514																					

inactive for new design <b>USA plain MIL-F-3922/63B M3922/63-003</b>	inactive for new design <b>USA plain MIL-F-3922/63B M3922/63-007</b>		<b>USA plain EIA-166-A CMR 112</b>																																																												
<table border="1" style="margin: auto;"> <tr><td>A</td><td>34,93 (1.375)</td></tr> <tr><td>B</td><td>51,21 (2.016)</td></tr> <tr><td>E</td><td>13,13 (0.517)</td></tr> <tr><td>F</td><td>7,11 (0.280)</td></tr> <tr><td>G</td><td>7,04 (0.277)</td></tr> <tr><td>H</td><td>21,08 (0.830)</td></tr> <tr><td>Hole I</td><td>0.138-32 UNC-2B</td></tr> <tr><td>Hole J</td><td>Ø3,73 (Ø0.147)</td></tr> <tr><td>C</td><td>5,72 (0.225)</td></tr> <tr><td>Material</td><td>Cu alloy</td></tr> </table>	A	34,93 (1.375)	B	51,21 (2.016)	E	13,13 (0.517)	F	7,11 (0.280)	G	7,04 (0.277)	H	21,08 (0.830)	Hole I	0.138-32 UNC-2B	Hole J	Ø3,73 (Ø0.147)	C	5,72 (0.225)	Material	Cu alloy	<table border="1" style="margin: auto;"> <tr><td>A</td><td>34,93 (1.375)</td></tr> <tr><td>B</td><td>51,21 (2.016)</td></tr> <tr><td>E</td><td>13,13 (0.517)</td></tr> <tr><td>F</td><td>7,11 (0.280)</td></tr> <tr><td>G</td><td>7,04 (0.277)</td></tr> <tr><td>H</td><td>21,08 (0.830)</td></tr> <tr><td>Hole I</td><td>0.138-32 UNC-2B</td></tr> <tr><td>Hole J</td><td>Ø3,73 (Ø0.147)</td></tr> <tr><td>C</td><td>5,72 (0.225)</td></tr> <tr><td>Material</td><td>Al alloy</td></tr> </table>	A	34,93 (1.375)	B	51,21 (2.016)	E	13,13 (0.517)	F	7,11 (0.280)	G	7,04 (0.277)	H	21,08 (0.830)	Hole I	0.138-32 UNC-2B	Hole J	Ø3,73 (Ø0.147)	C	5,72 (0.225)	Material	Al alloy		<table border="1" style="margin: auto;"> <tr><td>A</td><td>34,93 (1.375)</td></tr> <tr><td>B</td><td>51,21 (2.016)</td></tr> <tr><td>E</td><td>13,13 (0.517)</td></tr> <tr><td>F</td><td>7,11 (0.280)</td></tr> <tr><td>G</td><td>7,03 (0.277)</td></tr> <tr><td>H</td><td>21,08 (0.830)</td></tr> <tr><td>Hole I</td><td>Ø3,73 (Ø0.147)</td></tr> <tr><td>Hole J</td><td>0.138-32 UNC-2B</td></tr> <tr><td>C</td><td>5,72 (0.225)</td></tr> <tr><td>Material</td><td>Cu, Al, Mg alloys</td></tr> </table>	A	34,93 (1.375)	B	51,21 (2.016)	E	13,13 (0.517)	F	7,11 (0.280)	G	7,03 (0.277)	H	21,08 (0.830)	Hole I	Ø3,73 (Ø0.147)	Hole J	0.138-32 UNC-2B	C	5,72 (0.225)	Material	Cu, Al, Mg alloys
A	34,93 (1.375)																																																														
B	51,21 (2.016)																																																														
E	13,13 (0.517)																																																														
F	7,11 (0.280)																																																														
G	7,04 (0.277)																																																														
H	21,08 (0.830)																																																														
Hole I	0.138-32 UNC-2B																																																														
Hole J	Ø3,73 (Ø0.147)																																																														
C	5,72 (0.225)																																																														
Material	Cu alloy																																																														
A	34,93 (1.375)																																																														
B	51,21 (2.016)																																																														
E	13,13 (0.517)																																																														
F	7,11 (0.280)																																																														
G	7,04 (0.277)																																																														
H	21,08 (0.830)																																																														
Hole I	0.138-32 UNC-2B																																																														
Hole J	Ø3,73 (Ø0.147)																																																														
C	5,72 (0.225)																																																														
Material	Al alloy																																																														
A	34,93 (1.375)																																																														
B	51,21 (2.016)																																																														
E	13,13 (0.517)																																																														
F	7,11 (0.280)																																																														
G	7,03 (0.277)																																																														
H	21,08 (0.830)																																																														
Hole I	Ø3,73 (Ø0.147)																																																														
Hole J	0.138-32 UNC-2B																																																														
C	5,72 (0.225)																																																														
Material	Cu, Al, Mg alloys																																																														
<b>UG-1477/U</b>	<b>UG-1482/U</b>																																																														

Template TD-000011

TD-00077

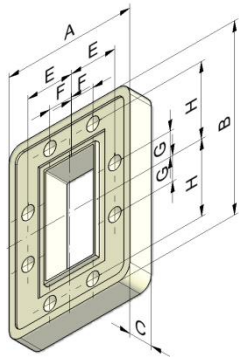
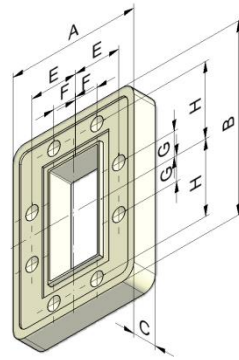
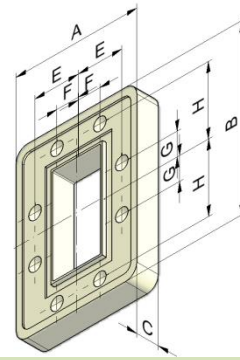
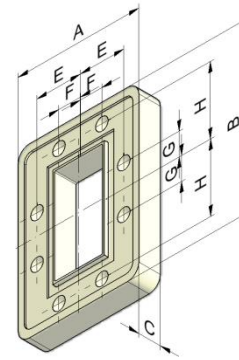
<b>WR 112</b>	<b>R 84</b>	<b>WG 15</b>
---------------	-------------	--------------

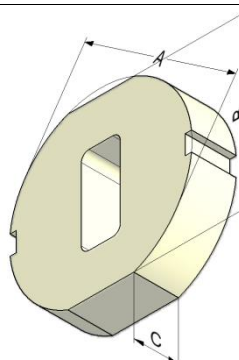
<b>USA plain MIL-DTL-3922/52E M3922/52-019</b>	<b>USA plain MIL-DTL-3922/52E M3922/52-020</b>	<b>International plain IEC 60154-2:2016 60154 IEC-UDR 84</b>	<b>USA plain EIA-271-B CPR 112 F</b>
<b>A</b> 44,45 (1.750)	<b>A</b> 44,45 (1.750)	<b>A</b> 44,50 (1.750)	<b>A</b> 44,50 (1.752)
<b>B</b> 63,50 (2.500)	<b>B</b> 63,50 (2.500)	<b>B</b> 63,50 (2.500)	<b>B</b> 63,50 (2.500)
<b>E</b> 16,26 (0.640)	<b>E</b> 16,26 (0.640)	<b>E</b> 16,27 (0.640)	<b>E</b> 16,26 (0.640)
<b>F</b> 7,95 (0.313)	<b>F</b> 7,95 (0.313)	<b>F</b> 7,94 (0.313)	<b>F</b> 7,95 (0.313)
<b>G</b> 9,52 (0.375)	<b>G</b> 9,52 (0.375)	<b>G</b> 9,52 (0.375)	<b>G</b> 9,53 (0.375)
<b>H</b> 24,21 (0.953)	<b>H</b> 24,21 (0.953)	<b>H</b> 24,21 (0.953)	<b>H</b> 24,20 (0.953)
<b>Hole I</b> Ø4,29 (Ø0.169)	<b>Hole I</b> Ø4,29 (Ø0.169)	<b>Hole I</b> Ø4,00 (Ø0.158)	<b>Hole I</b> Ø4,29 (Ø0.169)
<b>Hole J</b>	<b>Hole J</b>	<b>Hole J</b>	<b>Hole J</b>
<b>C</b> 6,35 (0.250)	<b>C</b> 6,35 (0.250)	<b>C</b> 7,50 (0.300)	<b>C</b>
<b>Material</b> Cu alloy	<b>Material</b> Al alloy	<b>Material</b> F40524	<b>Material</b> Cu, Al, Mg alloys
<b>UG-1734/U</b>	<b>UG-1735/U</b>		

		<b>International plain IEC 60154-2:1997 60154 IEC-RDR 84</b>	
		<b>A</b> 44,50	
		<b>B</b> 63,50	
		<b>E</b> 16,27	
		<b>F</b> 7,94	
		<b>G</b> 9,52	
		<b>H</b> 24,21	
		<b>Hole I</b> Ø4,00	
		<b>Hole J</b>	
		<b>C</b> 7,50	
		<b>Material</b>	

TD-00077

<b>WR 112</b>	<b>R 84</b>		<b>WG 15</b>
---------------	-------------	--	--------------

<b>USA</b>	<b>USA</b>	<b>International</b>	<b>USA</b>
<b>sealing groove</b>	<b>sealing groove</b>	<b>sealing groove</b>	<b>sealing groove</b>
<b>MIL-DTL-3922/52E</b>	<b>MIL-DTL-3922/52E</b>	<b>IEC 60154-2:2016</b>	<b>EIA-271-B</b>
<b>M3922/52-041</b>	<b>M3922/52-042</b>	<b>60154 IEC-PDR 84</b>	<b>CPR 112 G</b>
			
A 44,45 (1.750)	A 44,45 (1.750)	A 44,50 (1.750)	A 44,50 (1.752)
B 63,50 (2.500)	B 63,50 (2.500)	B 63,50 (2.500)	B 63,50 (2.500)
E 16,26 (0.640)	E 16,26 (0.640)	E 16,27 (0.640)	E 16,26 (0.640)
F 7,95 (0.313)	F 7,95 (0.313)	F 7,94 (0.313)	F 7,95 (0.313)
G 9,52 (0.375)	G 9,52 (0.375)	G 9,52 (0.375)	G 9,53 (0.375)
H 24,21 (0.953)	H 24,21 (0.953)	H 24,21 (0.953)	H 24,20 (0.953)
Hole I Ø4,29 (Ø0.169)	Hole I Ø4,29 (Ø0.169)	Hole I Ø4,00 (Ø0.158)	Hole I Ø4,29 (Ø0.169)
Hole J	Hole J	Hole J	Hole J
C 6,35 (0.250)	C 6,35 (0.250)	C 7,50 (0.300)	C
Material Cu alloy	Material Al alloy	Material F40461	Material Cu, Al, Mg alloys
<b>UG-1358/U</b>	<b>UG-1359/U</b>		<b>F40317</b>

		<b>UK</b>	
		<b>plain</b>	
		<b>UCR 84</b>	
			
		A 48,46 (1.908)	
		B 45,72 (1.800)	
		E	
		F	
		G	
		H	
		Hole I	
		Hole J	
		C	
		Material	

TD-00077

<b>WR 112</b>	<b>R 84</b>	<b>WG 15</b>
---------------	-------------	--------------

<b>UK</b>	<b>UK</b>		
<b>sealing groove</b>	<b>sealing groove</b>		
<b>DEF-5352:1958</b>	<b>DEF-5352:1958</b>		
<b>RR/B830986</b>	<b>RR/B611405</b>		
<b>A</b> 48,46 (1.908)	<b>A</b> 48,46 (1.908)		
<b>B</b> 45,72 (1.800)	<b>B</b> 45,72 (1.800)		
<b>E</b>	<b>E</b>		
<b>F</b>	<b>F</b>		
<b>G</b>	<b>G</b>		
<b>H</b>	<b>H</b>		
<b>Hole I</b>	<b>Hole I</b>		
<b>Hole J</b>	<b>Hole J</b>		
<b>C</b>	<b>C</b>		
<b>Material</b> Cu alloy	<b>Material</b> Al alloy		
<b>NSN 5985-99-011-9660</b>	<b>NSN 5985-99-012-0892</b>		

<b>UK</b>	<b>UK</b>		
<b>choke/sealing groove</b>	<b>choke/sealing groove</b>		
<b>DEF-5352:1958</b>	<b>DEF-5352:1958</b>		
<b>RR/B830987</b>	<b>RR/B611404</b>		
<b>A</b> 48,46 (1.908)	<b>A</b> 48,46 (1.908)		
<b>B</b> 45,72 (1.800)	<b>B</b> 45,72 (1.800)		
<b>E</b>	<b>E</b>		
<b>F</b>	<b>F</b>		
<b>G</b>	<b>G</b>		
<b>H</b>	<b>H</b>		
<b>Hole I</b>	<b>Hole I</b>		
<b>Hole J</b>	<b>Hole J</b>		
<b>C</b>	<b>C</b>		
<b>Material</b> Cu alloy	<b>Material</b> Al alloy		
<b>NSN 5985-99-011-9661</b>	<b>NSN 5985-99-012-0893</b>		

Template TD-000011

TD-00077

<b>WR 90</b>	<b>R 100</b>	<b>WG 16</b>	
--------------	--------------	--------------	--

<b>USA plain</b>	<b>USA plain</b>	<b>USA plain</b>	<b>USA plain</b>
<b>MIL-DTL-3922/53F M3922/53-001</b>	<b>MIL-DTL-3922/53F M3922/53-003</b>	<b>MIL-DTL-3922/53F M3922/53-009</b>	<b>MIL-DTL-3922/53F M3922/53-010</b>
A 41,28 (1.625)	A 41,28 (1.625)	A 41,28 (1.625)	A 41,28 (1.625)
B 41,28 (1.625)	B 41,28 (1.625)	B 41,28 (1.625)	B 41,28 (1.625)
E 16,26 (0.640)	E 16,26 (0.640)	E 16,26 (0.640)	E 16,26 (0.640)
F 15,49 (0.610)	F 15,49 (0.610)	F 15,49 (0.610)	F 15,49 (0.610)
G	G	G	G
H	H	H	H
Hole I Ø4,29 (Ø0.169)	Hole I Ø4,29 (Ø0.169)	Hole I Ø4,29 (Ø0.169)	Hole I Ø4,29 (Ø0.169)
Hole J	Hole J	Hole J	Hole J
C 4,06 (0.160)	C 4,06 (0.160)	C 6,35 (0.250)	C 6,35 (0.250)
Material Cu alloy	Material Al alloy	Material Cu alloy	Material Al alloy
<b>UG-39/U</b>	<b>UG-135/U</b>		

inactive for new design <b>USA plain</b>	inactive for new design <b>USA plain</b>	<b>International plain</b>	
<b>MIL-DTL-3922/54E M3922/54-013</b>	<b>MIL-DTL-3922/54E M3922/54-014</b>	<b>IEC 60154-2:2016 60154 IEC-UBR 100</b>	
A 41,27 (1.625)	A 41,27 (1.625)	A 41,40 (1.630)	
B 41,27 (1.625)	B 41,27 (1.625)	B 41,40 (1.630)	
E 16,26 (0.640)	E 16,26 (0.640)	E 16,26 (0.640)	
F 15,49 (0.610)	F 15,49 (0.610)	F 15,49 (0.610)	
G	G	G	
H	H	H	
Hole I Ø4,29 (Ø0.169)	Hole I Ø4,29 (Ø0.169)	Hole I Ø4,17 (Ø0.164)	
Hole J	Hole J	Hole J	
C 4,06 (0.160)	C 4,06 (0.160)	C 4,10 (0.160)	
Material Cu alloy	Material Al alloy	Material	
		<b>F40464</b>	

Template TD-000011

TD-00077

<b>WR 90</b>	<b>R 100</b>	<b>WG 16</b>
--------------	--------------	--------------

<b>UK</b>	<b>UK</b>	<b>International</b>
<b>sealing groove</b>	<b>sealing groove</b>	<b>sealing groove</b>
<b>DEF-5352:1958</b>	<b>DEF-5352:1958</b>	<b>IEC 60154-2:2016</b>
<b>TR/B610181</b>	<b>RR/B610894</b>	<b>60154 IEC-PBR 100</b>
A 41,28 (1.625)	A 41,28 (1.625)	A 41,40 (1.630)
B 41,28 (1.625)	B 41,28 (1.625)	B 41,40 (1.630)
E 16,26 (0.640)	E 16,26 (0.640)	E 16,26 (0.640)
F 15,49 (0.610)	F 15,49 (0.610)	F 15,49 (0.610)
G	G	G
H	H	H
Hole I	Hole I	Hole I $\varnothing 4,17 (\varnothing 0.164)$
Hole J	Hole J	Hole J
C	C	C 4,10 (0.160)
Material Cu alloy	Material Al alloy	Material F40490
NSN 5985-99-083-0052	NSN 5985-99-083-0148	

<b>USA</b>	<b>USA</b>	<b>International</b>
<b>choke/sealing groove</b>	<b>choke/sealing groove</b>	<b>choke/sealing groove</b>
<b>MIL-DTL-3922/59F</b>	<b>MIL-DTL-3922/59F</b>	<b>IEC 60154-2:2016</b>
<b>M3922/59-013</b>	<b>M3922/59-014</b>	<b>60154 IEC-CBR 100</b>
A 41,28 (1.625)	A 41,28 (1.625)	A 41,40 (1.630)
B 41,28 (1.625)	B 41,28 (1.625)	B 41,40 (1.630)
E 16,26 (0.640)	E 16,26 (0.640)	E 16,26 (0.640)
F 15,49 (0.610)	F 15,49 (0.610)	F 15,49 (0.610)
G	G	G
H	H	H
Hole I $\varnothing 4,29 (\varnothing 0.169)$	Hole I $\varnothing 4,29 (\varnothing 0.169)$	Hole I $\varnothing 4,17 (\varnothing 0.164)$
Hole J	Hole J	Hole J
C 6,35 (0.250)	C 6,35 (0.250)	C 4,10 (0.160)
Material Cu alloy	Material Al alloy	Material F41239

Template TD-000011



TD-00077

<b>WR 90</b>	<b>R 100</b>	<b>WG 16</b>	
--------------	--------------	--------------	--

<b>UK</b>	<b>UK</b>	<b>UK</b>	<b>UK</b>
<b>choke/sealing groove</b>	<b>choke/sealing groove</b>	<b>choke/sealing groove</b>	<b>choke/sealing groove</b>
<b>DEF-5352:1958</b>	<b>DEF-5352:1958</b>	<b>DEF-5352:1958</b>	<b>DEF-5352:1958</b>
<b>TR/B610180</b>	<b>RR/B611081</b>	<b>RR/B610737</b>	<b>RR/B610893</b>
A 41,28 (1.625)	A 41,28 (1.625)	A 41,28 (1.625)	A 41,28 (1.625)
B 41,28 (1.625)	B 41,28 (1.625)	B 41,28 (1.625)	B 41,28 (1.625)
E 16,26 (0.640)	E 16,26 (0.640)	E 16,26 (0.640)	E 16,26 (0.640)
F 15,49 (0.610)	F 15,49 (0.610)	F 15,49 (0.610)	F 15,49 (0.610)
G	G	G	G
H	H	H	H
Hole I	Hole I	Hole I	Hole I
Hole J	Hole J	Hole J	Hole J
C	C	C	C
Material Cu alloy	Material Al alloy	Material Cu alloy	Material Al alloy
<b>NSN 5985-99-083-0051</b>	<b>NSN 5985-99-012-0891</b>	<b>NSN 5985-99-083-1611</b>	<b>NSN 5985-99-011-9114</b>

<b>USA</b>	<b>USA</b>	<b>inactive for new design</b>	<b>inactive for new design</b>
<b>plain</b>	<b>plain</b>	<b>USA</b>	<b>USA</b>
<b>MIL-DTL-3922/53F</b>	<b>MIL-DTL-3922/53F</b>	<b>plain</b>	<b>plain</b>
<b>M3922/53-015</b>	<b>M3922/53-016</b>	<b>MIL-DTL-3922/54E</b>	<b>MIL-DTL-3922/54E</b>
A 41,28 (1.625)	A 41,28 (1.625)	A 41,27 (1.625)	A 41,27 (1.625)
B 41,28 (1.625)	B 41,28 (1.625)	B 41,27 (1.625)	B 41,27 (1.625)
E 16,26 (0.640)	E 16,26 (0.640)	E 16,26 (0.640)	E 16,26 (0.640)
F 15,49 (0.610)	F 15,49 (0.610)	F 15,49 (0.610)	F 15,49 (0.610)
G	G	G	G
H	H	H	H
Hole I 0.164-32 UNC-2B	Hole I 0.164-32 UNC-2B	Hole I 0.164-32 UNC-2B	Hole I 0.164-32 UNC-2B
Hole J	Hole J	Hole J	Hole J
C 4,06 (0.160)	C 4,06 (0.160)	C 4,06 (0.160)	C 4,06 (0.160)
Material Cu alloy	Material Al alloy	Material Cu alloy	Material Al alloy

Template TD-000011

TD-00077

<b>WR 90</b>	<b>R 100</b>	<b>WG 16</b>
--------------	--------------	--------------

<b>USA</b>	<b>USA</b>		
<b>choke/sealing groove</b>	<b>choke/sealing groove</b>		
<b>MIL-DTL-3922/59F</b>	<b>MIL-DTL-3922/59F</b>		
<b>M3922/59-006</b>	<b>M3922/59-008</b>		
<b>A</b> 41,28 (1.625)	<b>A</b> 41,28 (1.625)		
<b>B</b> 41,28 (1.625)	<b>B</b> 41,28 (1.625)		
<b>E</b> 16,26 (0.640)	<b>E</b> 16,26 (0.640)		
<b>F</b> 15,49 (0.610)	<b>F</b> 15,49 (0.610)		
<b>G</b>	<b>G</b>		
<b>H</b>	<b>H</b>		
<b>Hole I</b> 0.164-32 UNC-2B	<b>Hole I</b> 0.164-32 UNC-2B		
<b>Hole J</b>	<b>Hole J</b>		
<b>C</b> 4,06 (0.160)	<b>C</b> 4,06 (0.160)		
<b>Material</b> Cu alloy	<b>Material</b> Al alloy		
<b>UG-40B/U</b>	<b>UG-136B/U</b>		

		<b>International</b>	
		<b>plain</b>	
		<b>IEC 60154-2:2016</b>	
		<b>60154 IEC-UER 100</b>	
		<b>A</b> 32,20 (1.268)	
		<b>B</b> 44,90 (1.768)	
		<b>E</b> 11,56 (0.455)	
		<b>F</b> 5,72 (0.225)	
		<b>G</b> 5,97 (0.235)	
		<b>H</b> 17,91 (0.705)	
		<b>Hole I</b> Ø4,00 (Ø0.158)	
		<b>Hole J</b>	
		<b>C</b> 6,40 (0.252)	
		<b>Material</b>	
		<b>F40503</b>	

Template TD-000011

TD-00077

<b>WR 90</b>	<b>R 100</b>	<b>WG 16</b>
--------------	--------------	--------------

inactive for new design <b>USA</b> <b>plain</b> <b>MIL-F-3922/63B</b> <b>M3922/63-004</b>	inactive for new design <b>USA</b> <b>plain</b> <b>MIL-F-3922/63B</b> <b>M3922/63-008</b>		<b>USA</b> <b>plain</b> <b>EIA-166-A</b> <b>CMR 90</b>																																																												
<table border="1" style="width:100%; border-collapse: collapse;"> <tr><td>A</td><td>32,16 (1.266)</td></tr> <tr><td>B</td><td>44,86 (1.766)</td></tr> <tr><td>E</td><td>11,56 (0.455)</td></tr> <tr><td>F</td><td>5,72 (0.225)</td></tr> <tr><td>G</td><td>5,97 (0.235)</td></tr> <tr><td>H</td><td>17,91 (0.705)</td></tr> <tr><td>Hole I</td><td>0.138-32 UNC-2B</td></tr> <tr><td>Hole J</td><td>Ø3,73 (Ø0.147)</td></tr> <tr><td>C</td><td>5,72 (0.225)</td></tr> <tr><td>Material</td><td>Cu alloy</td></tr> </table>	A	32,16 (1.266)	B	44,86 (1.766)	E	11,56 (0.455)	F	5,72 (0.225)	G	5,97 (0.235)	H	17,91 (0.705)	Hole I	0.138-32 UNC-2B	Hole J	Ø3,73 (Ø0.147)	C	5,72 (0.225)	Material	Cu alloy	<table border="1" style="width:100%; border-collapse: collapse;"> <tr><td>A</td><td>32,16 (1.266)</td></tr> <tr><td>B</td><td>44,86 (1.766)</td></tr> <tr><td>E</td><td>11,56 (0.455)</td></tr> <tr><td>F</td><td>5,72 (0.225)</td></tr> <tr><td>G</td><td>5,97 (0.235)</td></tr> <tr><td>H</td><td>17,91 (0.705)</td></tr> <tr><td>Hole I</td><td>0.138-32 UNC-2B</td></tr> <tr><td>Hole J</td><td>Ø3,73 (Ø0.147)</td></tr> <tr><td>C</td><td>5,72 (0.225)</td></tr> <tr><td>Material</td><td>Al alloy</td></tr> </table>	A	32,16 (1.266)	B	44,86 (1.766)	E	11,56 (0.455)	F	5,72 (0.225)	G	5,97 (0.235)	H	17,91 (0.705)	Hole I	0.138-32 UNC-2B	Hole J	Ø3,73 (Ø0.147)	C	5,72 (0.225)	Material	Al alloy		<table border="1" style="width:100%; border-collapse: collapse;"> <tr><td>A</td><td>32,16 (1.266)</td></tr> <tr><td>B</td><td>44,86 (1.766)</td></tr> <tr><td>E</td><td>11,56 (0.455)</td></tr> <tr><td>F</td><td>5,72 (0.225)</td></tr> <tr><td>G</td><td>5,97 (0.235)</td></tr> <tr><td>H</td><td>17,91 (0.705)</td></tr> <tr><td>Hole I</td><td>Ø3,73 (Ø0.147)</td></tr> <tr><td>Hole J</td><td>0.138-32 UNC-2B</td></tr> <tr><td>C</td><td>5,72 (0.225)</td></tr> <tr><td>Material</td><td>Cu, Al, Mg alloys</td></tr> </table>	A	32,16 (1.266)	B	44,86 (1.766)	E	11,56 (0.455)	F	5,72 (0.225)	G	5,97 (0.235)	H	17,91 (0.705)	Hole I	Ø3,73 (Ø0.147)	Hole J	0.138-32 UNC-2B	C	5,72 (0.225)	Material	Cu, Al, Mg alloys
A	32,16 (1.266)																																																														
B	44,86 (1.766)																																																														
E	11,56 (0.455)																																																														
F	5,72 (0.225)																																																														
G	5,97 (0.235)																																																														
H	17,91 (0.705)																																																														
Hole I	0.138-32 UNC-2B																																																														
Hole J	Ø3,73 (Ø0.147)																																																														
C	5,72 (0.225)																																																														
Material	Cu alloy																																																														
A	32,16 (1.266)																																																														
B	44,86 (1.766)																																																														
E	11,56 (0.455)																																																														
F	5,72 (0.225)																																																														
G	5,97 (0.235)																																																														
H	17,91 (0.705)																																																														
Hole I	0.138-32 UNC-2B																																																														
Hole J	Ø3,73 (Ø0.147)																																																														
C	5,72 (0.225)																																																														
Material	Al alloy																																																														
A	32,16 (1.266)																																																														
B	44,86 (1.766)																																																														
E	11,56 (0.455)																																																														
F	5,72 (0.225)																																																														
G	5,97 (0.235)																																																														
H	17,91 (0.705)																																																														
Hole I	Ø3,73 (Ø0.147)																																																														
Hole J	0.138-32 UNC-2B																																																														
C	5,72 (0.225)																																																														
Material	Cu, Al, Mg alloys																																																														
<b>UG-1478/U</b>	<b>UG-1483/U</b>																																																														

<b>USA</b> <b>plain</b> <b>MIL-DTL-3922/52E</b> <b>M3922/52-021</b>	<b>USA</b> <b>plain</b> <b>MIL-DTL-3922/52E</b> <b>M3922/52-022</b>	<b>International</b> <b>plain</b> <b>IEC 60154-2:2016</b> <b>60154 IEC-UDR 100</b>	<b>USA</b> <b>plain</b> <b>EIA-271-B</b> <b>CPR 90 F</b>																																																																																
<table border="1" style="width:100%; border-collapse: collapse;"> <tr><td>A</td><td>40,39 (1.590)</td></tr> <tr><td>B</td><td>53,09 (2.090)</td></tr> <tr><td>E</td><td>14,68 (0.578)</td></tr> <tr><td>F</td><td>7,95 (0.313)</td></tr> <tr><td>G</td><td>7,92 (0.312)</td></tr> <tr><td>H</td><td>21,03 (0.828)</td></tr> <tr><td>Hole I</td><td>Ø4,29 (Ø0.169)</td></tr> <tr><td>Hole J</td><td></td></tr> <tr><td>C</td><td>6,35 (0.250)</td></tr> <tr><td>Material</td><td>Cu alloy</td></tr> </table>	A	40,39 (1.590)	B	53,09 (2.090)	E	14,68 (0.578)	F	7,95 (0.313)	G	7,92 (0.312)	H	21,03 (0.828)	Hole I	Ø4,29 (Ø0.169)	Hole J		C	6,35 (0.250)	Material	Cu alloy	<table border="1" style="width:100%; border-collapse: collapse;"> <tr><td>A</td><td>40,39 (1.590)</td></tr> <tr><td>B</td><td>53,09 (2.090)</td></tr> <tr><td>E</td><td>14,68 (0.578)</td></tr> <tr><td>F</td><td>7,95 (0.313)</td></tr> <tr><td>G</td><td>7,92 (0.312)</td></tr> <tr><td>H</td><td>21,03 (0.828)</td></tr> <tr><td>Hole I</td><td>Ø4,29 (Ø0.169)</td></tr> <tr><td>Hole J</td><td></td></tr> <tr><td>C</td><td>6,35 (0.250)</td></tr> <tr><td>Material</td><td>Al alloy</td></tr> </table>	A	40,39 (1.590)	B	53,09 (2.090)	E	14,68 (0.578)	F	7,95 (0.313)	G	7,92 (0.312)	H	21,03 (0.828)	Hole I	Ø4,29 (Ø0.169)	Hole J		C	6,35 (0.250)	Material	Al alloy	<table border="1" style="width:100%; border-collapse: collapse;"> <tr><td>A</td><td>40,50 (1.600)</td></tr> <tr><td>B</td><td>53,20 (2.100)</td></tr> <tr><td>E</td><td>14,68 (0.578)</td></tr> <tr><td>F</td><td>7,94 (0.313)</td></tr> <tr><td>G</td><td>7,94 (0.313)</td></tr> <tr><td>H</td><td>21,03 (0.828)</td></tr> <tr><td>Hole I</td><td>Ø4,00 (Ø0.158)</td></tr> <tr><td>Hole J</td><td></td></tr> <tr><td>C</td><td>7,50 (0.300)</td></tr> <tr><td>Material</td><td></td></tr> </table>	A	40,50 (1.600)	B	53,20 (2.100)	E	14,68 (0.578)	F	7,94 (0.313)	G	7,94 (0.313)	H	21,03 (0.828)	Hole I	Ø4,00 (Ø0.158)	Hole J		C	7,50 (0.300)	Material		<table border="1" style="width:100%; border-collapse: collapse;"> <tr><td>A</td><td>40,48 (1.594)</td></tr> <tr><td>B</td><td>53,18 (2.094)</td></tr> <tr><td>E</td><td>14,68 (0.578)</td></tr> <tr><td>F</td><td>7,94 (0.312)</td></tr> <tr><td>G</td><td>7,94 (0.312)</td></tr> <tr><td>H</td><td>21,03 (0.828)</td></tr> <tr><td>Hole I</td><td>Ø4,29 (Ø0.169)</td></tr> <tr><td>Hole J</td><td></td></tr> <tr><td>C</td><td></td></tr> <tr><td>Material</td><td>Cu, Al, Mg alloys</td></tr> </table>	A	40,48 (1.594)	B	53,18 (2.094)	E	14,68 (0.578)	F	7,94 (0.312)	G	7,94 (0.312)	H	21,03 (0.828)	Hole I	Ø4,29 (Ø0.169)	Hole J		C		Material	Cu, Al, Mg alloys
A	40,39 (1.590)																																																																																		
B	53,09 (2.090)																																																																																		
E	14,68 (0.578)																																																																																		
F	7,95 (0.313)																																																																																		
G	7,92 (0.312)																																																																																		
H	21,03 (0.828)																																																																																		
Hole I	Ø4,29 (Ø0.169)																																																																																		
Hole J																																																																																			
C	6,35 (0.250)																																																																																		
Material	Cu alloy																																																																																		
A	40,39 (1.590)																																																																																		
B	53,09 (2.090)																																																																																		
E	14,68 (0.578)																																																																																		
F	7,95 (0.313)																																																																																		
G	7,92 (0.312)																																																																																		
H	21,03 (0.828)																																																																																		
Hole I	Ø4,29 (Ø0.169)																																																																																		
Hole J																																																																																			
C	6,35 (0.250)																																																																																		
Material	Al alloy																																																																																		
A	40,50 (1.600)																																																																																		
B	53,20 (2.100)																																																																																		
E	14,68 (0.578)																																																																																		
F	7,94 (0.313)																																																																																		
G	7,94 (0.313)																																																																																		
H	21,03 (0.828)																																																																																		
Hole I	Ø4,00 (Ø0.158)																																																																																		
Hole J																																																																																			
C	7,50 (0.300)																																																																																		
Material																																																																																			
A	40,48 (1.594)																																																																																		
B	53,18 (2.094)																																																																																		
E	14,68 (0.578)																																																																																		
F	7,94 (0.312)																																																																																		
G	7,94 (0.312)																																																																																		
H	21,03 (0.828)																																																																																		
Hole I	Ø4,29 (Ø0.169)																																																																																		
Hole J																																																																																			
C																																																																																			
Material	Cu, Al, Mg alloys																																																																																		
<b>UG-1736/U</b>	<b>UG-1737/U</b>	<b>F40638</b>																																																																																	

Template TD-000011

TD-00077

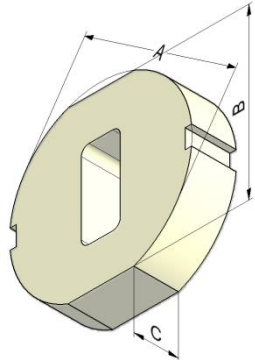
<b>WR 90</b>	<b>R 100</b>	<b>WG 16</b>
--------------	--------------	--------------

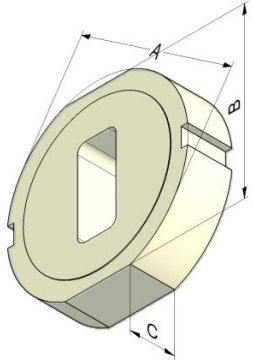
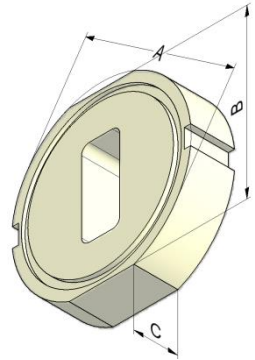
		<b>International plain IEC 60154-2:1997 60154 IEC-RDR 100</b>																					
		<table border="1" style="margin: auto;"> <tr><td>A</td><td>40,50</td></tr> <tr><td>B</td><td>53,20</td></tr> <tr><td>E</td><td>14,68</td></tr> <tr><td>F</td><td>7,94</td></tr> <tr><td>G</td><td>7,94</td></tr> <tr><td>H</td><td>21,03</td></tr> <tr><td>Hole I</td><td>Ø4,00</td></tr> <tr><td>Hole J</td><td></td></tr> <tr><td>C</td><td>7,50</td></tr> <tr><td>Material</td><td></td></tr> </table>	A	40,50	B	53,20	E	14,68	F	7,94	G	7,94	H	21,03	Hole I	Ø4,00	Hole J		C	7,50	Material		
A	40,50																						
B	53,20																						
E	14,68																						
F	7,94																						
G	7,94																						
H	21,03																						
Hole I	Ø4,00																						
Hole J																							
C	7,50																						
Material																							

<b>USA sealing groove MIL-DTL-3922/52E M3922/52-043</b>	<b>USA sealing groove MIL-DTL-3922/52E M3922/52-044</b>	<b>International sealing groove IEC 60154-2:2016 60154 IEC-PDR 100</b>	<b>USA sealing groove EIA-271-B CPR 90 G</b>																																																																																
<table border="1" style="margin: auto;"> <tr><td>A</td><td>40,39 (1.590)</td></tr> <tr><td>B</td><td>53,09 (2.090)</td></tr> <tr><td>E</td><td>14,68 (0.578)</td></tr> <tr><td>F</td><td>7,95 (0.313)</td></tr> <tr><td>G</td><td>7,92 (0.312)</td></tr> <tr><td>H</td><td>21,03 (0.828)</td></tr> <tr><td>Hole I</td><td>Ø4,29 (Ø0.169)</td></tr> <tr><td>Hole J</td><td></td></tr> <tr><td>C</td><td>6,35 (0.250)</td></tr> <tr><td>Material</td><td>Cu alloy</td></tr> </table>	A	40,39 (1.590)	B	53,09 (2.090)	E	14,68 (0.578)	F	7,95 (0.313)	G	7,92 (0.312)	H	21,03 (0.828)	Hole I	Ø4,29 (Ø0.169)	Hole J		C	6,35 (0.250)	Material	Cu alloy	<table border="1" style="margin: auto;"> <tr><td>A</td><td>40,39 (1.590)</td></tr> <tr><td>B</td><td>53,09 (2.090)</td></tr> <tr><td>E</td><td>14,68 (0.578)</td></tr> <tr><td>F</td><td>7,95 (0.313)</td></tr> <tr><td>G</td><td>7,92 (0.312)</td></tr> <tr><td>H</td><td>21,03 (0.828)</td></tr> <tr><td>Hole I</td><td>Ø4,29 (Ø0.169)</td></tr> <tr><td>Hole J</td><td></td></tr> <tr><td>C</td><td>6,35 (0.250)</td></tr> <tr><td>Material</td><td>Al alloy</td></tr> </table>	A	40,39 (1.590)	B	53,09 (2.090)	E	14,68 (0.578)	F	7,95 (0.313)	G	7,92 (0.312)	H	21,03 (0.828)	Hole I	Ø4,29 (Ø0.169)	Hole J		C	6,35 (0.250)	Material	Al alloy	<table border="1" style="margin: auto;"> <tr><td>A</td><td>40,50 (1.600)</td></tr> <tr><td>B</td><td>53,20 (2.100)</td></tr> <tr><td>E</td><td>14,68 (0.578)</td></tr> <tr><td>F</td><td>7,94 (0.313)</td></tr> <tr><td>G</td><td>7,94 (0.313)</td></tr> <tr><td>H</td><td>21,03 (0.828)</td></tr> <tr><td>Hole I</td><td>Ø4,00 (Ø0.158)</td></tr> <tr><td>Hole J</td><td></td></tr> <tr><td>C</td><td>7,50 (0.300)</td></tr> <tr><td>Material</td><td></td></tr> </table>	A	40,50 (1.600)	B	53,20 (2.100)	E	14,68 (0.578)	F	7,94 (0.313)	G	7,94 (0.313)	H	21,03 (0.828)	Hole I	Ø4,00 (Ø0.158)	Hole J		C	7,50 (0.300)	Material		<table border="1" style="margin: auto;"> <tr><td>A</td><td>40,48 (1.594)</td></tr> <tr><td>B</td><td>53,18 (2.094)</td></tr> <tr><td>E</td><td>14,68 (0.578)</td></tr> <tr><td>F</td><td>7,94 (0.312)</td></tr> <tr><td>G</td><td>7,94 (0.312)</td></tr> <tr><td>H</td><td>21,03 (0.828)</td></tr> <tr><td>Hole I</td><td>Ø4,29 (Ø0.169)</td></tr> <tr><td>Hole J</td><td></td></tr> <tr><td>C</td><td></td></tr> <tr><td>Material</td><td>Cu, Al, Mg alloys</td></tr> </table>	A	40,48 (1.594)	B	53,18 (2.094)	E	14,68 (0.578)	F	7,94 (0.312)	G	7,94 (0.312)	H	21,03 (0.828)	Hole I	Ø4,29 (Ø0.169)	Hole J		C		Material	Cu, Al, Mg alloys
A	40,39 (1.590)																																																																																		
B	53,09 (2.090)																																																																																		
E	14,68 (0.578)																																																																																		
F	7,95 (0.313)																																																																																		
G	7,92 (0.312)																																																																																		
H	21,03 (0.828)																																																																																		
Hole I	Ø4,29 (Ø0.169)																																																																																		
Hole J																																																																																			
C	6,35 (0.250)																																																																																		
Material	Cu alloy																																																																																		
A	40,39 (1.590)																																																																																		
B	53,09 (2.090)																																																																																		
E	14,68 (0.578)																																																																																		
F	7,95 (0.313)																																																																																		
G	7,92 (0.312)																																																																																		
H	21,03 (0.828)																																																																																		
Hole I	Ø4,29 (Ø0.169)																																																																																		
Hole J																																																																																			
C	6,35 (0.250)																																																																																		
Material	Al alloy																																																																																		
A	40,50 (1.600)																																																																																		
B	53,20 (2.100)																																																																																		
E	14,68 (0.578)																																																																																		
F	7,94 (0.313)																																																																																		
G	7,94 (0.313)																																																																																		
H	21,03 (0.828)																																																																																		
Hole I	Ø4,00 (Ø0.158)																																																																																		
Hole J																																																																																			
C	7,50 (0.300)																																																																																		
Material																																																																																			
A	40,48 (1.594)																																																																																		
B	53,18 (2.094)																																																																																		
E	14,68 (0.578)																																																																																		
F	7,94 (0.312)																																																																																		
G	7,94 (0.312)																																																																																		
H	21,03 (0.828)																																																																																		
Hole I	Ø4,29 (Ø0.169)																																																																																		
Hole J																																																																																			
C																																																																																			
Material	Cu, Al, Mg alloys																																																																																		
<b>UG-1360/U</b>	<b>UG-1361/U</b>	<b>F40479</b>	<b>F40364</b>																																																																																

TD-00077

<b>WR 90</b>	<b>R 100</b>	<b>WG 16</b>
--------------	--------------	--------------

		<b>UK plain</b>																					
		<b>UCR 100</b>																					
																							
		<table border="1" style="margin: auto;"> <tr><td>A</td><td>47,57 (1.873)</td></tr> <tr><td>B</td><td>44,32 (1.745)</td></tr> <tr><td>E</td><td></td></tr> <tr><td>F</td><td></td></tr> <tr><td>G</td><td></td></tr> <tr><td>H</td><td></td></tr> <tr><td>Hole I</td><td></td></tr> <tr><td>Hole J</td><td></td></tr> <tr><td>C</td><td></td></tr> <tr><td>Material</td><td>Cu alloy</td></tr> </table>	A	47,57 (1.873)	B	44,32 (1.745)	E		F		G		H		Hole I		Hole J		C		Material	Cu alloy	
A	47,57 (1.873)																						
B	44,32 (1.745)																						
E																							
F																							
G																							
H																							
Hole I																							
Hole J																							
C																							
Material	Cu alloy																						

<b>UK plain</b>		<b>UK sealing groove</b>																																									
<b>DEF-5352:1958</b>		<b>DEF-5352:1958</b>																																									
<b>600941WTB</b>		<b>RR/B610757</b>																																									
																																											
<table border="1" style="margin: auto;"> <tr><td>A</td><td>47,57 (1.873)</td></tr> <tr><td>B</td><td>44,32 (1.745)</td></tr> <tr><td>E</td><td></td></tr> <tr><td>F</td><td></td></tr> <tr><td>G</td><td></td></tr> <tr><td>H</td><td></td></tr> <tr><td>Hole I</td><td></td></tr> <tr><td>Hole J</td><td></td></tr> <tr><td>C</td><td></td></tr> <tr><td>Material</td><td>Cu alloy</td></tr> </table>	A	47,57 (1.873)	B	44,32 (1.745)	E		F		G		H		Hole I		Hole J		C		Material	Cu alloy		<table border="1" style="margin: auto;"> <tr><td>A</td><td>47,57 (1.873)</td></tr> <tr><td>B</td><td>44,32 (1.745)</td></tr> <tr><td>E</td><td></td></tr> <tr><td>F</td><td></td></tr> <tr><td>G</td><td></td></tr> <tr><td>H</td><td></td></tr> <tr><td>Hole I</td><td></td></tr> <tr><td>Hole J</td><td></td></tr> <tr><td>C</td><td></td></tr> <tr><td>Material</td><td>Al alloy</td></tr> </table>	A	47,57 (1.873)	B	44,32 (1.745)	E		F		G		H		Hole I		Hole J		C		Material	Al alloy	
A	47,57 (1.873)																																										
B	44,32 (1.745)																																										
E																																											
F																																											
G																																											
H																																											
Hole I																																											
Hole J																																											
C																																											
Material	Cu alloy																																										
A	47,57 (1.873)																																										
B	44,32 (1.745)																																										
E																																											
F																																											
G																																											
H																																											
Hole I																																											
Hole J																																											
C																																											
Material	Al alloy																																										
<b>NSN 5985-99-083-0004</b>		<b>NSN 5985-99-083-0151</b>																																									

Template TD-000011

TD-00077

<b>WR 90</b>	<b>R 100</b>	<b>WG 16</b>
--------------	--------------	--------------

<b>UK</b>	<b>UK</b>		
<b>choke/sealing groove</b>	<b>choke/sealing groove</b>		
<b>DEF-5352:1958</b>	<b>DEF-5352:1958</b>		
<b>600940WTB</b>	<b>RR/B610756</b>		
A 47,57 (1.873)	A 47,57 (1.873)		
B 44,32 (1.745)	B 44,32 (1.745)		
E	E		
F	F		
G	G		
H	H		
Hole I	Hole I		
Hole J	Hole J		
C	C		
Material Cu alloy	Material Al alloy		
<b>NSN 5985-99-083-0003</b>	<b>NSN 5985-99-083-0150</b>		


TD-00077

**WR 75** **R 120** **WG 17**

USA plain MIL-DTL-3922/53F M3922/53-007	USA plain MIL-DTL-3922/53F M3922/53-008	USA plain MIL-DTL-3922/53F M3922/53-013	USA plain MIL-DTL-3922/53F M3922/53-014
A 38,10 (1.500)	A 38,10 (1.500)	A 38,10 (1.500)	A 38,10 (1.500)
B 38,10 (1.500)	B 38,10 (1.500)	B 38,10 (1.500)	B 38,10 (1.500)
E 14,25 (0.561)	E 14,25 (0.561)	E 14,25 (0.561)	E 14,25 (0.561)
F 13,21 (0.520)	F 13,21 (0.520)	F 13,21 (0.520)	F 13,21 (0.520)
G	G	G	G
H	H	H	H
Hole I Ø3,66 (Ø0.144)	Hole I Ø3,66 (Ø0.144)	Hole I Ø3,66 (Ø0.144)	Hole I Ø3,66 (Ø0.144)
Hole J	Hole J	Hole J	Hole J
C 7,89 (0.203)	C 7,89 (0.203)	C 6,35 (0.250)	C 6,35 (0.250)
Material Cu alloy	Material Al alloy	Material Cu alloy	Material Al alloy

USA plain MIL-DTL-3922/70C M3922/70-004	USA plain MIL-DTL-3922/70C M3922/70-005	USA plain MIL-DTL-3922/70C M3922/70-016	USA plain MIL-DTL-3922/70C M3922/70-017
A 38,10 (1.500)	A 38,10 (1.500)	A 38,10 (1.500)	A 38,10 (1.500)
B 38,10 (1.500)	B 38,10 (1.500)	B 38,10 (1.500)	B 38,10 (1.500)
E 14,25 (0.561)	E 14,25 (0.561)	E 14,25 (0.561)	E 14,25 (0.561)
F 13,21 (0.520)	F 13,21 (0.520)	F 13,21 (0.520)	F 13,21 (0.520)
G	G	G	G
H	H	H	H
Hole I Ø3,66 (Ø0.144)	Hole I Ø3,66 (Ø0.144)	Hole I Ø3,66 (Ø0.144)	Hole I Ø3,66 (Ø0.144)
Hole J	Hole J	Hole J	Hole J
C 4,78 (0.188)	C 4,78 (0.188)	C 6,35 (0.250)	C 6,35 (0.250)
Material Cu alloy	Material Al alloy	Material Cu alloy	Material Al alloy

Template TD-000011

TD-00077

**WR 75** **R 120** **WG 17**

<b>USA plain MIL-DTL-3922/70C M3922/70-025</b>	<b>USA plain MIL-DTL-3922/70C M3922/70-026</b>	<b>International plain IEC 60154-2:1997 60154 IEC-UBR 120</b>	
A 38,10 (1.500)	A 38,10 (1.500)	A 38,10	
B 38,10 (1.500)	B 38,10 (1.500)	B 38,10	
E 14,25 (0.561)	E 14,25 (0.561)	E 14,25	
F 13,21 (0.520)	F 13,21 (0.520)	F 13,21	
G	G	G	
H	H	H	
Hole I Ø3,70 (Ø0.145)	Hole I Ø3,66 (Ø0.144)	Hole I Ø4,00	
Hole J	Hole J	Hole J	
C 5,16 (0.203)	C 5,16 (0.203)	C 4,10	
Material Cu alloy	Material Al alloy	Material F40500	

		<b>International sealing groove IEC 60154-2:1997 60154 IEC-PBR 120</b>	<b>UK sealing groove</b>
		A 38,10	A 38,10 (1.500)
		B 38,10	B 38,10 (1.500)
		E 14,25	E 14,25 (0.561)
		F 13,21	F 13,21 (0.520)
		G	G
		H	H
		Hole I Ø4,00	Hole I
		Hole J	Hole J
		C 4,10	C
		Material F40511	Material NSN 5985-99-014-1436

Template TD-000011



TD-00077

<b>WR 75</b>	<b>R 120</b>	<b>WG 17</b>
--------------	--------------	--------------

		<b>International</b>	<b>UK</b>																																								
		<b>choke/sealing groove</b>	<b>choke/sealing groove</b>																																								
		<b>IEC 60154-2:1997</b>																																									
		<b>60154 IEC-CBR 120</b>																																									
		<table border="1" style="width: 100%; border-collapse: collapse;"> <tr><td style="width: 15%;">A</td><td>38,10</td></tr> <tr><td>B</td><td>38,10</td></tr> <tr><td>E</td><td>14,25</td></tr> <tr><td>F</td><td>13,21</td></tr> <tr><td>G</td><td></td></tr> <tr><td>H</td><td></td></tr> <tr><td>Hole I</td><td>Ø4,00</td></tr> <tr><td>Hole J</td><td></td></tr> <tr><td>C</td><td>4,10</td></tr> <tr><td>Material</td><td></td></tr> </table>	A	38,10	B	38,10	E	14,25	F	13,21	G		H		Hole I	Ø4,00	Hole J		C	4,10	Material		<table border="1" style="width: 100%; border-collapse: collapse;"> <tr><td style="width: 15%;">A</td><td>38,10 (1.500)</td></tr> <tr><td>B</td><td>38,10 (1.500)</td></tr> <tr><td>E</td><td>14,25 (0.561)</td></tr> <tr><td>F</td><td>13,21 (0.520)</td></tr> <tr><td>G</td><td></td></tr> <tr><td>H</td><td></td></tr> <tr><td>Hole I</td><td></td></tr> <tr><td>Hole J</td><td></td></tr> <tr><td>C</td><td></td></tr> <tr><td>Material</td><td></td></tr> </table>	A	38,10 (1.500)	B	38,10 (1.500)	E	14,25 (0.561)	F	13,21 (0.520)	G		H		Hole I		Hole J		C		Material	
A	38,10																																										
B	38,10																																										
E	14,25																																										
F	13,21																																										
G																																											
H																																											
Hole I	Ø4,00																																										
Hole J																																											
C	4,10																																										
Material																																											
A	38,10 (1.500)																																										
B	38,10 (1.500)																																										
E	14,25 (0.561)																																										
F	13,21 (0.520)																																										
G																																											
H																																											
Hole I																																											
Hole J																																											
C																																											
Material																																											
			<b>NSN 5985-99-014-1437</b>																																								

<b>USA</b>	<b>USA</b>																																										
<b>choke/sealing groove</b>	<b>choke/sealing groove</b>																																										
<b>MIL-DTL-3922/59F</b>	<b>MIL-DTL-3922/59F</b>																																										
<b>M3922/59-010</b>	<b>M3922/59-011</b>																																										
<table border="1" style="width: 100%; border-collapse: collapse;"> <tr><td style="width: 15%;">A</td><td>38,10 (1.500)</td></tr> <tr><td>B</td><td>38,10 (1.500)</td></tr> <tr><td>E</td><td>14,25 (0.561)</td></tr> <tr><td>F</td><td>13,21 (0.520)</td></tr> <tr><td>G</td><td></td></tr> <tr><td>H</td><td></td></tr> <tr><td>Hole I</td><td>0.138-32 UNC-2B</td></tr> <tr><td>Hole J</td><td></td></tr> <tr><td>C</td><td>5,16 (0.203)</td></tr> <tr><td>Material</td><td>Cu alloy</td></tr> </table>	A	38,10 (1.500)	B	38,10 (1.500)	E	14,25 (0.561)	F	13,21 (0.520)	G		H		Hole I	0.138-32 UNC-2B	Hole J		C	5,16 (0.203)	Material	Cu alloy	<table border="1" style="width: 100%; border-collapse: collapse;"> <tr><td style="width: 15%;">A</td><td>38,10 (1.500)</td></tr> <tr><td>B</td><td>38,10 (1.500)</td></tr> <tr><td>E</td><td>14,25 (0.561)</td></tr> <tr><td>F</td><td>13,21 (0.520)</td></tr> <tr><td>G</td><td></td></tr> <tr><td>H</td><td></td></tr> <tr><td>Hole I</td><td>0.138-32 UNC-2B</td></tr> <tr><td>Hole J</td><td></td></tr> <tr><td>C</td><td>5,16 (0.203)</td></tr> <tr><td>Material</td><td>Al alloy</td></tr> </table>	A	38,10 (1.500)	B	38,10 (1.500)	E	14,25 (0.561)	F	13,21 (0.520)	G		H		Hole I	0.138-32 UNC-2B	Hole J		C	5,16 (0.203)	Material	Al alloy		
A	38,10 (1.500)																																										
B	38,10 (1.500)																																										
E	14,25 (0.561)																																										
F	13,21 (0.520)																																										
G																																											
H																																											
Hole I	0.138-32 UNC-2B																																										
Hole J																																											
C	5,16 (0.203)																																										
Material	Cu alloy																																										
A	38,10 (1.500)																																										
B	38,10 (1.500)																																										
E	14,25 (0.561)																																										
F	13,21 (0.520)																																										
G																																											
H																																											
Hole I	0.138-32 UNC-2B																																										
Hole J																																											
C	5,16 (0.203)																																										
Material	Al alloy																																										

Template TD-000011

TD-00077

<b>WR 75</b>	<b>R 120</b>	<b>WG 17</b>
--------------	--------------	--------------

		<b>International plain IEC 60154-2:1997 60154 IEC-UER 120</b>																					
		<table border="1" style="margin: auto;"> <tr><td>A</td><td>31,00</td></tr> <tr><td>B</td><td>41,00</td></tr> <tr><td>E</td><td>11,00</td></tr> <tr><td>F</td><td></td></tr> <tr><td>G</td><td>8,00</td></tr> <tr><td>H</td><td>16,00</td></tr> <tr><td>Hole I</td><td>Ø 3,00</td></tr> <tr><td>Hole J</td><td></td></tr> <tr><td>C</td><td>4,00</td></tr> <tr><td>Material</td><td>F40741</td></tr> </table>	A	31,00	B	41,00	E	11,00	F		G	8,00	H	16,00	Hole I	Ø 3,00	Hole J		C	4,00	Material	F40741	
A	31,00																						
B	41,00																						
E	11,00																						
F																							
G	8,00																						
H	16,00																						
Hole I	Ø 3,00																						
Hole J																							
C	4,00																						
Material	F40741																						

<b>International plain IEC 60154-2:2016 60154 IEC-UDR 120</b>	<b>International plain IEC 60154-2:1997 60154 IEC-RDR 120</b>	<b>International sealing groove IEC 60154-2:2016 60154 IEC-PDR 120</b>																																																													
<table border="1" style="margin: auto;"> <tr><td>A</td><td>39,50 (1.555)</td></tr> <tr><td>B</td><td>49,00 (1.929)</td></tr> <tr><td>E</td><td>14,29 (0.563)</td></tr> <tr><td>F</td><td></td></tr> <tr><td>G</td><td>7,94 (0.313)</td></tr> <tr><td>H</td><td>19,05 (0.750)</td></tr> <tr><td>Hole I</td><td>Ø4,00 (Ø0.158)</td></tr> <tr><td>Hole J</td><td></td></tr> <tr><td>C</td><td>7,50 (0.295)</td></tr> <tr><td>Material</td><td>F40341-1</td></tr> </table>	A	39,50 (1.555)	B	49,00 (1.929)	E	14,29 (0.563)	F		G	7,94 (0.313)	H	19,05 (0.750)	Hole I	Ø4,00 (Ø0.158)	Hole J		C	7,50 (0.295)	Material	F40341-1	<table border="1" style="margin: auto;"> <tr><td>A</td><td>39,50</td></tr> <tr><td>B</td><td>49,00</td></tr> <tr><td>E</td><td>14,29</td></tr> <tr><td>F</td><td></td></tr> <tr><td>G</td><td>7,94</td></tr> <tr><td>H</td><td>19,05</td></tr> <tr><td>Hole I</td><td>Ø4,00</td></tr> <tr><td>Hole J</td><td></td></tr> <tr><td>C</td><td>7,50</td></tr> <tr><td>Material</td><td></td></tr> </table>	A	39,50	B	49,00	E	14,29	F		G	7,94	H	19,05	Hole I	Ø4,00	Hole J		C	7,50	Material		<table border="1" style="margin: auto;"> <tr><td>A</td><td>39,50 (1.555)</td></tr> <tr><td>B</td><td>49,00 (1.929)</td></tr> <tr><td>E</td><td>14,29 (0.563)</td></tr> <tr><td>F</td><td></td></tr> <tr><td>G</td><td>7,94 (0.313)</td></tr> <tr><td>H</td><td>19,05 (0.750)</td></tr> <tr><td>Hole I</td><td>Ø4,00 (Ø0.158)</td></tr> <tr><td>Hole J</td><td></td></tr> <tr><td>C</td><td>7,50 (0.295)</td></tr> <tr><td>Material</td><td>F40341</td></tr> </table>	A	39,50 (1.555)	B	49,00 (1.929)	E	14,29 (0.563)	F		G	7,94 (0.313)	H	19,05 (0.750)	Hole I	Ø4,00 (Ø0.158)	Hole J		C	7,50 (0.295)	Material	F40341	
A	39,50 (1.555)																																																														
B	49,00 (1.929)																																																														
E	14,29 (0.563)																																																														
F																																																															
G	7,94 (0.313)																																																														
H	19,05 (0.750)																																																														
Hole I	Ø4,00 (Ø0.158)																																																														
Hole J																																																															
C	7,50 (0.295)																																																														
Material	F40341-1																																																														
A	39,50																																																														
B	49,00																																																														
E	14,29																																																														
F																																																															
G	7,94																																																														
H	19,05																																																														
Hole I	Ø4,00																																																														
Hole J																																																															
C	7,50																																																														
Material																																																															
A	39,50 (1.555)																																																														
B	49,00 (1.929)																																																														
E	14,29 (0.563)																																																														
F																																																															
G	7,94 (0.313)																																																														
H	19,05 (0.750)																																																														
Hole I	Ø4,00 (Ø0.158)																																																														
Hole J																																																															
C	7,50 (0.295)																																																														
Material	F40341																																																														

Template TD-000011

TD-00077

**WR 75** **R 120** **WG 17**

		UK plain			
		UCR 120			
		A	47.55 (1.872)		
		B	44.34 (1.747)		
		E			
		F			
		G			
		H			
		Hole I			
		Hole J			
		C			
		Material			


TD-00077

**WR 62** **R 140** **WG 18**

USA plain MIL-DTL-3922/53F M3922/53-005	USA plain MIL-DTL-3922/53F M3922/53-006	USA plain MIL-DTL-3922/53F M3922/53-011	USA plain MIL-DTL-3922/53F M3922/53-012
A 33,35 (1.313)	A 33,35 (1.313)	A 33,35 (1.313)	A 33,35 (1.313)
B 33,35 (1.313)	B 33,35 (1.313)	B 33,35 (1.313)	B 33,35 (1.313)
E 12,14 (0.478)	E 12,14 (0.478)	E 12,14 (0.478)	E 12,14 (0.478)
F 12,62 (0.497)	F 12,62 (0.497)	F 12,62 (0.497)	F 12,62 (0.497)
G	G	G	G
H	H	H	H
Hole I Ø3,66 (Ø0.144)	Hole I Ø3,66 (Ø0.144)	Hole I Ø3,66 (Ø0.144)	Hole I Ø3,66 (Ø0.144)
Hole J	Hole J	Hole J	Hole J
C 3,18 (0.125)	C 3,18 (0.125)	C 3,18 (0.125)	C 3,18 (0.125)
Material Cu alloy	Material Al alloy	Material Cu alloy	Material Al alloy
UG-419/U	UG-1665/U		

inactive for new design USA plain MIL-DTL-3922/54E M3922/54-015	inactive for new design USA plain MIL-DTL-3922/54E M3922/54-016	USA plain MIL-DTL-3922/70C M3922/70-007	USA plain MIL-DTL-3922/70C M3922/70-008
A 33,32 (1.312)	A 33,32 (1.312)	A 33,32 (1.312)	A 33,32 (1.312)
B 33,32 (1.312)	B 33,32 (1.312)	B 33,32 (1.312)	B 33,32 (1.312)
E 12,14 (0.478)	E 12,14 (0.478)	E 12,14 (0.478)	E 12,14 (0.478)
F 12,62 (0.497)	F 12,62 (0.497)	F 12,62 (0.497)	F 12,62 (0.497)
G	G	G	G
H	H	H	H
Hole I Ø3,66 (Ø0.144)	Hole I Ø3,66 (Ø0.144)	Hole I Ø3,66 (Ø0.144)	Hole I Ø3,66 (Ø0.144)
Hole J	Hole J	Hole J	Hole J
C 6,35 (0.250)	C 6,35 (0.250)	C 4,78 (0.188)	C 4,78 (0.188)
Material Cu alloy	Material Al alloy	Material Cu alloy	Material Al alloy

Template TD-000011

TD-00077

<b>WR 62</b>	<b>R 140</b>	<b>WG 18</b>
--------------	--------------	--------------

<b>USA plain</b>	<b>USA plain</b>	<b>International plain</b>	
<b>MIL-DTL-3922/70C M3922/70-019</b>	<b>MIL-DTL-3922/70C M3922/70-020</b>	<b>IEC 60154-2:2016 60154 IEC-UBR 140</b>	
<b>A</b> 33,32 (1.312)	<b>A</b> 33,32 (1.312)	<b>A</b> 33,30 (1.310)	
<b>B</b> 33,32 (1.312)	<b>B</b> 33,32 (1.312)	<b>B</b> 33,30 (1.310)	
<b>E</b> 12,14 (0.478)	<b>E</b> 12,14 (0.478)	<b>E</b> 12,14 (0.478)	
<b>F</b> 12,62 (0.497)	<b>F</b> 12,62 (0.497)	<b>F</b> 12,62 (0.497)	
<b>G</b>	<b>G</b>	<b>G</b>	
<b>H</b>	<b>H</b>	<b>H</b>	
<b>Hole I</b> Ø3,66 (Ø0.144)	<b>Hole I</b> Ø3,66 (Ø0.144)	<b>Hole I</b> Ø4,00 (Ø0.185)	
<b>Hole J</b>	<b>Hole J</b>	<b>Hole J</b>	
<b>C</b> 4,75 (0.187)	<b>C</b> 4,75 (0.187)	<b>C</b> 4,80 (0.190)	
<b>Material</b> Cu alloy	<b>Material</b> Al alloy	<b>Material</b> F40475	

		<b>International sealing groove</b>	<b>UK sealing groove</b>
		<b>IEC 60154-2:2016 60154 IEC-PBR 140</b>	<b>DEF-5352:1958 TR/B610108</b>
		<b>A</b> 33,30 (1.310)	<b>A</b> 33,34 (1.313)
		<b>B</b> 33,30 (1.310)	<b>B</b> 33,34 (1.313)
		<b>E</b> 12,14 (0.478)	<b>E</b> 12,14 (0.478)
		<b>F</b> 12,62 (0.497)	<b>F</b> 12,62 (0.497)
		<b>G</b>	<b>G</b>
		<b>H</b>	<b>H</b>
		<b>Hole I</b> Ø4,00 (Ø0.185)	<b>Hole I</b>
		<b>Hole J</b>	<b>Hole J</b>
		<b>C</b> 4,80 (0.190)	<b>C</b>
		<b>Material</b> F40491	<b>Material</b> Cu alloy
			<b>NSN 5985-99-083-0030</b>

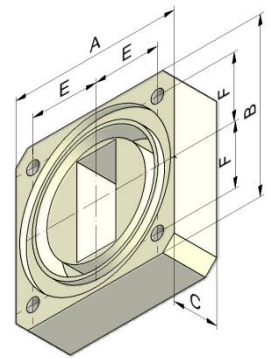
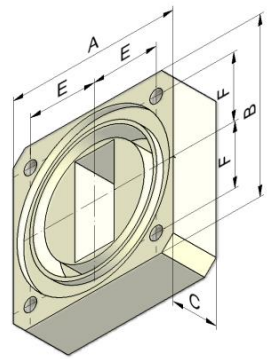
TD-00077

<b>WR 62</b>	<b>R 140</b>	<b>WG 18</b>
--------------	--------------	--------------

		<b>International</b>	<b>UK</b>																																												
		<b>choke/sealing groove</b>	<b>choke/sealing groove</b>																																												
		<b>IEC 60154-2:2016</b>	<b>DEF-5352:1958</b>																																												
		<b>60154 IEC-CBR 140</b>	<b>TR/B610107</b>																																												
		<table border="1" style="width:100%; border-collapse: collapse;"> <tr><td>A</td><td>33,30 (1.310)</td></tr> <tr><td>B</td><td>33,30 (1.310)</td></tr> <tr><td>E</td><td>12,14 (0.478)</td></tr> <tr><td>F</td><td>12,62 (0.497)</td></tr> <tr><td>G</td><td></td></tr> <tr><td>H</td><td></td></tr> <tr><td>Hole I</td><td>Ø4,00 (Ø0.185)</td></tr> <tr><td>Hole J</td><td></td></tr> <tr><td>C</td><td>4,80 (0.190)</td></tr> <tr><td>Material</td><td></td></tr> <tr><td colspan="2" style="text-align: center;"><b>F41169</b></td></tr> </table>	A	33,30 (1.310)	B	33,30 (1.310)	E	12,14 (0.478)	F	12,62 (0.497)	G		H		Hole I	Ø4,00 (Ø0.185)	Hole J		C	4,80 (0.190)	Material		<b>F41169</b>		<table border="1" style="width:100%; border-collapse: collapse;"> <tr><td>A</td><td>33,34 (1.313)</td></tr> <tr><td>B</td><td>33,34 (1.313)</td></tr> <tr><td>E</td><td>12,14 (0.478)</td></tr> <tr><td>F</td><td>12,62 (0.497)</td></tr> <tr><td>G</td><td></td></tr> <tr><td>H</td><td></td></tr> <tr><td>Hole I</td><td></td></tr> <tr><td>Hole J</td><td></td></tr> <tr><td>C</td><td></td></tr> <tr><td>Material</td><td>Cu alloy</td></tr> <tr><td colspan="2" style="text-align: center;"><b>NSN 5985-99-083-0029</b></td></tr> </table>	A	33,34 (1.313)	B	33,34 (1.313)	E	12,14 (0.478)	F	12,62 (0.497)	G		H		Hole I		Hole J		C		Material	Cu alloy	<b>NSN 5985-99-083-0029</b>	
A	33,30 (1.310)																																														
B	33,30 (1.310)																																														
E	12,14 (0.478)																																														
F	12,62 (0.497)																																														
G																																															
H																																															
Hole I	Ø4,00 (Ø0.185)																																														
Hole J																																															
C	4,80 (0.190)																																														
Material																																															
<b>F41169</b>																																															
A	33,34 (1.313)																																														
B	33,34 (1.313)																																														
E	12,14 (0.478)																																														
F	12,62 (0.497)																																														
G																																															
H																																															
Hole I																																															
Hole J																																															
C																																															
Material	Cu alloy																																														
<b>NSN 5985-99-083-0029</b>																																															

<b>USA</b>	<b>USA</b>	<b>inactive for new design</b>	<b>inactive for new design</b>																																																																																
<b>plain</b>	<b>plain</b>	<b>USA</b>	<b>USA</b>																																																																																
<b>MIL-DTL-3922/53F</b>	<b>MIL-DTL-3922/53F</b>	<b>plain</b>	<b>plain</b>																																																																																
<b>M3922/53-017</b>	<b>M3922/53-018</b>	<b>MIL-DTL-3922/54E</b>	<b>MIL-DTL-3922/54E</b>																																																																																
<b>M3922/53-017</b>	<b>M3922/53-018</b>	<b>M3922/54-009</b>	<b>M3922/54-010</b>																																																																																
<table border="1" style="width:100%; border-collapse: collapse;"> <tr><td>A</td><td>33,35 (1.313)</td></tr> <tr><td>B</td><td>33,35 (1.313)</td></tr> <tr><td>E</td><td>12,14 (0.478)</td></tr> <tr><td>F</td><td>12,62 (0.497)</td></tr> <tr><td>G</td><td></td></tr> <tr><td>H</td><td></td></tr> <tr><td>Hole I</td><td>0.138-32 UNC-2B</td></tr> <tr><td>Hole J</td><td></td></tr> <tr><td>C</td><td>3,18 (0.125)</td></tr> <tr><td>Material</td><td>Cu alloy</td></tr> </table>	A	33,35 (1.313)	B	33,35 (1.313)	E	12,14 (0.478)	F	12,62 (0.497)	G		H		Hole I	0.138-32 UNC-2B	Hole J		C	3,18 (0.125)	Material	Cu alloy	<table border="1" style="width:100%; border-collapse: collapse;"> <tr><td>A</td><td>33,35 (1.313)</td></tr> <tr><td>B</td><td>33,35 (1.313)</td></tr> <tr><td>E</td><td>12,14 (0.478)</td></tr> <tr><td>F</td><td>12,62 (0.497)</td></tr> <tr><td>G</td><td></td></tr> <tr><td>H</td><td></td></tr> <tr><td>Hole I</td><td>0.138-32 UNC-2B</td></tr> <tr><td>Hole J</td><td></td></tr> <tr><td>C</td><td>3,18 (0.125)</td></tr> <tr><td>Material</td><td>Al alloy</td></tr> </table>	A	33,35 (1.313)	B	33,35 (1.313)	E	12,14 (0.478)	F	12,62 (0.497)	G		H		Hole I	0.138-32 UNC-2B	Hole J		C	3,18 (0.125)	Material	Al alloy	<table border="1" style="width:100%; border-collapse: collapse;"> <tr><td>A</td><td>33,32 (1.312)</td></tr> <tr><td>B</td><td>33,32 (1.312)</td></tr> <tr><td>E</td><td>12,14 (0.478)</td></tr> <tr><td>F</td><td>12,62 (0.497)</td></tr> <tr><td>G</td><td></td></tr> <tr><td>H</td><td></td></tr> <tr><td>Hole I</td><td>0.138-32 UNC-2B</td></tr> <tr><td>Hole J</td><td></td></tr> <tr><td>C</td><td>6,35 (0.250)</td></tr> <tr><td>Material</td><td>Cu alloy</td></tr> </table>	A	33,32 (1.312)	B	33,32 (1.312)	E	12,14 (0.478)	F	12,62 (0.497)	G		H		Hole I	0.138-32 UNC-2B	Hole J		C	6,35 (0.250)	Material	Cu alloy	<table border="1" style="width:100%; border-collapse: collapse;"> <tr><td>A</td><td>33,32 (1.312)</td></tr> <tr><td>B</td><td>33,32 (1.312)</td></tr> <tr><td>E</td><td>12,14 (0.478)</td></tr> <tr><td>F</td><td>12,62 (0.497)</td></tr> <tr><td>G</td><td></td></tr> <tr><td>H</td><td></td></tr> <tr><td>Hole I</td><td>0.138-32 UNC-2B</td></tr> <tr><td>Hole J</td><td></td></tr> <tr><td>C</td><td>6,35 (0.250)</td></tr> <tr><td>Material</td><td>Al alloy</td></tr> </table>	A	33,32 (1.312)	B	33,32 (1.312)	E	12,14 (0.478)	F	12,62 (0.497)	G		H		Hole I	0.138-32 UNC-2B	Hole J		C	6,35 (0.250)	Material	Al alloy
A	33,35 (1.313)																																																																																		
B	33,35 (1.313)																																																																																		
E	12,14 (0.478)																																																																																		
F	12,62 (0.497)																																																																																		
G																																																																																			
H																																																																																			
Hole I	0.138-32 UNC-2B																																																																																		
Hole J																																																																																			
C	3,18 (0.125)																																																																																		
Material	Cu alloy																																																																																		
A	33,35 (1.313)																																																																																		
B	33,35 (1.313)																																																																																		
E	12,14 (0.478)																																																																																		
F	12,62 (0.497)																																																																																		
G																																																																																			
H																																																																																			
Hole I	0.138-32 UNC-2B																																																																																		
Hole J																																																																																			
C	3,18 (0.125)																																																																																		
Material	Al alloy																																																																																		
A	33,32 (1.312)																																																																																		
B	33,32 (1.312)																																																																																		
E	12,14 (0.478)																																																																																		
F	12,62 (0.497)																																																																																		
G																																																																																			
H																																																																																			
Hole I	0.138-32 UNC-2B																																																																																		
Hole J																																																																																			
C	6,35 (0.250)																																																																																		
Material	Cu alloy																																																																																		
A	33,32 (1.312)																																																																																		
B	33,32 (1.312)																																																																																		
E	12,14 (0.478)																																																																																		
F	12,62 (0.497)																																																																																		
G																																																																																			
H																																																																																			
Hole I	0.138-32 UNC-2B																																																																																		
Hole J																																																																																			
C	6,35 (0.250)																																																																																		
Material	Al alloy																																																																																		

TD-00077

WR 62	R 140	WG 18
<b>USA</b>	<b>USA</b>	
<b>choke/sealing groove</b>	<b>choke/sealing groove</b>	
<b>MIL-DTL-3922/59F</b>	<b>MIL-DTL-3922/59F</b>	
<b>M3922/59-001</b>	<b>M3922/59-002</b>	
		
<b>A</b> 33,32 (1.312)	<b>A</b> 33,32 (1.312)	
<b>B</b> 33,32 (1.312)	<b>B</b> 33,32 (1.312)	
<b>E</b> 12,14 (0.478)	<b>E</b> 12,14 (0.478)	
<b>F</b> 12,62 (0.497)	<b>F</b> 12,62 (0.497)	
<b>G</b>	<b>G</b>	
<b>H</b>	<b>H</b>	
<b>Hole I</b> 0.138-32 UNC-2B	<b>Hole I</b> 0.138-32 UNC-2B	
<b>Hole J</b>	<b>Hole J</b>	
<b>C</b> 4,78 (0.188)	<b>C</b> 4,78 (0.188)	
<b>Material</b> Cu alloy	<b>Material</b> Al alloy	
<b>UG-541A/U</b>	<b>UG-1666/U</b>	


Template TD-000011

TD-00077

**WR 62** **R 140** **WG 18**

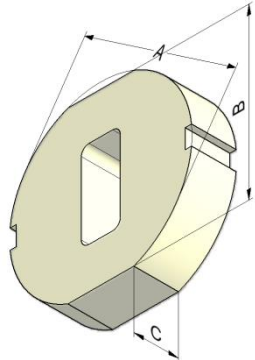
				<b>International plain</b>			
				<b>IEC 60154-2:1997</b>			
				<b>60154 IEC-UER 140</b>			
				<b>A</b>	29,00		
				<b>B</b>	37,00		
				<b>E</b>	10,00		
				<b>F</b>			
				<b>G</b>	6,00		
				<b>H</b>	14,00		
				<b>Hole I</b>	Ø3,00		
				<b>Hole J</b>			
				<b>C</b>	4,00		
				<b>Material</b>			

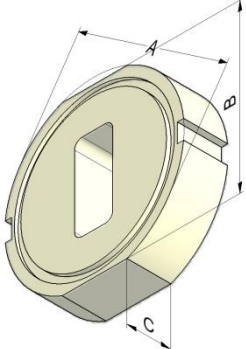
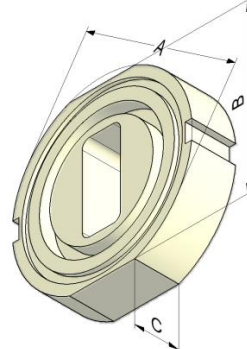
<b>International plain</b>		<b>International plain</b>		<b>International sealing groove</b>			
<b>IEC 60154-2:2016</b>		<b>IEC 60154-2:1997</b>		<b>IEC 60154-2:2016</b>			
<b>60154 IEC-UDR 140</b>		<b>60154 IEC-RDR 140</b>		<b>60154 IEC-PDR 140</b>			
<b>A</b>	36,50 (1.437)	<b>A</b>	36,50	<b>A</b>	36,5 (1.437)		
<b>B</b>	44,50 (1.752)	<b>B</b>	44,50	<b>B</b>	44,5 (1.752)		
<b>E</b>	12,70 (0.500)	<b>E</b>	12,70	<b>E</b>	12,7 (0.500)		
<b>F</b>		<b>F</b>		<b>F</b>			
<b>G</b>	5,97 (0.235)	<b>G</b>	5,97	<b>G</b>	5,97 (0.235)		
<b>H</b>	16,67 (0.656)	<b>H</b>	16,67	<b>H</b>	16,67 (0.656)		
<b>Hole I</b>	Ø4,00 (Ø0.158)	<b>Hole I</b>	Ø4,00	<b>Hole I</b>	Ø4,00 (Ø0.158)		
<b>Hole J</b>		<b>Hole J</b>		<b>Hole J</b>			
<b>C</b>	7,50 (0.295)	<b>C</b>	7,50	<b>C</b>	7,50 (0.295)		
<b>Material</b>		<b>Material</b>		<b>Material</b>			
<b>F40712</b>				<b>F40483</b>			



TD-00077

<b>WR 62</b>	<b>R 140</b>	<b>WG 18</b>
--------------	--------------	--------------

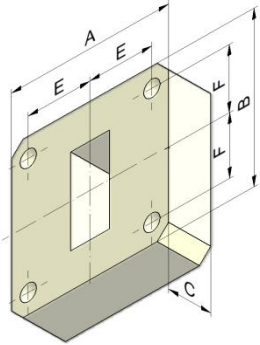
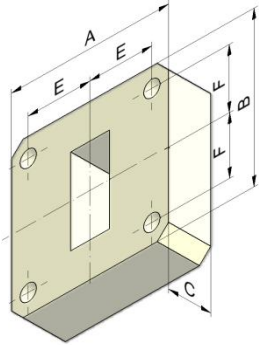
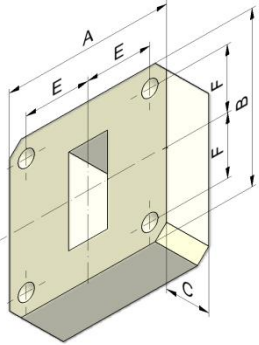
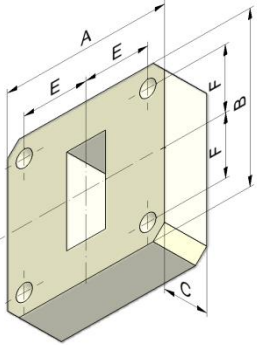
		UK plain																					
		UCR 140																					
																							
		<table border="1" style="margin-left: auto; margin-right: auto;"> <tr><td>A</td><td>33,32 (1.312)</td></tr> <tr><td>B</td><td>30,99 (1.220)</td></tr> <tr><td>E</td><td></td></tr> <tr><td>F</td><td></td></tr> <tr><td>G</td><td></td></tr> <tr><td>H</td><td></td></tr> <tr><td>Hole I</td><td></td></tr> <tr><td>Hole J</td><td></td></tr> <tr><td>C</td><td></td></tr> <tr><td>Material</td><td></td></tr> </table>	A	33,32 (1.312)	B	30,99 (1.220)	E		F		G		H		Hole I		Hole J		C		Material		
A	33,32 (1.312)																						
B	30,99 (1.220)																						
E																							
F																							
G																							
H																							
Hole I																							
Hole J																							
C																							
Material																							

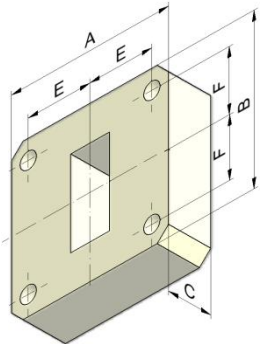
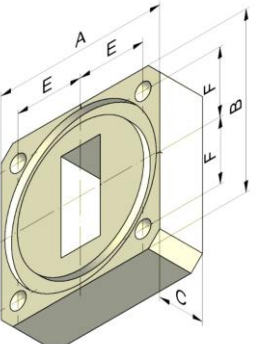
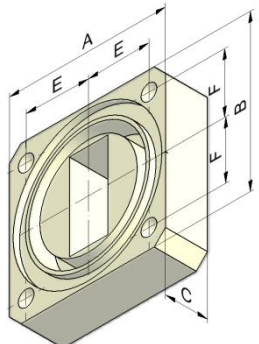
UK sealing groove DEF-5352:1958 RR/B611047		UK choke/sealing groove DEF-5352:1958 RR/B611046																																									
																																											
<table border="1" style="margin-left: auto; margin-right: auto;"> <tr><td>A</td><td>33,32 (1.312)</td></tr> <tr><td>B</td><td>30,99 (1.220)</td></tr> <tr><td>E</td><td></td></tr> <tr><td>F</td><td></td></tr> <tr><td>G</td><td></td></tr> <tr><td>H</td><td></td></tr> <tr><td>Hole I</td><td></td></tr> <tr><td>Hole J</td><td></td></tr> <tr><td>C</td><td></td></tr> <tr><td>Material</td><td>Cu alloy</td></tr> </table>	A	33,32 (1.312)	B	30,99 (1.220)	E		F		G		H		Hole I		Hole J		C		Material	Cu alloy		<table border="1" style="margin-left: auto; margin-right: auto;"> <tr><td>A</td><td>33,32 (1.312)</td></tr> <tr><td>B</td><td>30,99 (1.220)</td></tr> <tr><td>E</td><td></td></tr> <tr><td>F</td><td></td></tr> <tr><td>G</td><td></td></tr> <tr><td>H</td><td></td></tr> <tr><td>Hole I</td><td></td></tr> <tr><td>Hole J</td><td></td></tr> <tr><td>C</td><td></td></tr> <tr><td>Material</td><td>Cu alloy</td></tr> </table>	A	33,32 (1.312)	B	30,99 (1.220)	E		F		G		H		Hole I		Hole J		C		Material	Cu alloy	
A	33,32 (1.312)																																										
B	30,99 (1.220)																																										
E																																											
F																																											
G																																											
H																																											
Hole I																																											
Hole J																																											
C																																											
Material	Cu alloy																																										
A	33,32 (1.312)																																										
B	30,99 (1.220)																																										
E																																											
F																																											
G																																											
H																																											
Hole I																																											
Hole J																																											
C																																											
Material	Cu alloy																																										
<b>NSN 5985-99-011-9662</b>		<b>NSN 5985-99-011-9663</b>																																									

Template TD-000011

TD-00077

<b>WR 51</b>	<b>R 180</b>	<b>WG 19</b>
--------------	--------------	--------------

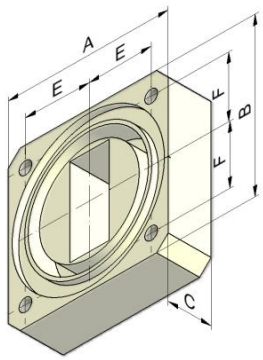
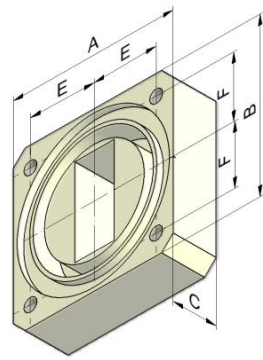
<b>USA plain</b>	<b>USA plain</b>	<b>USA plain</b>	<b>USA plain</b>
<b>MIL-DTL-3922/70C M3922/70-010</b>	<b>MIL-DTL-3922/70C M3922/70-011</b>	<b>MIL-DTL-3922/70C M3922/70-022</b>	<b>MIL-DTL-3922/70C M3922/70-023</b>
			
A 33,32 (1.312)	A 33,32 (1.312)	A 33,32 (1.312)	A 33,32 (1.312)
B 33,32 (1.312)	B 33,32 (1.312)	B 33,32 (1.312)	B 33,32 (1.312)
E 12,62 (0.497)	E 12,62 (0.497)	E 12,62 (0.497)	E 12,62 (0.497)
F 12,14 (0.478)	F 12,14 (0.478)	F 12,14 (0.478)	F 12,14 (0.478)
G	G	G	G
H	H	H	H
Hole I $\varnothing 3,66 (\varnothing 0.144)$	Hole I $\varnothing 3,66 (\varnothing 0.144)$	Hole I $\varnothing 3,66 (\varnothing 0.144)$	Hole I $\varnothing 3,66 (\varnothing 0.144)$
Hole J	Hole J	Hole J	Hole J
C 6,35 (0.250)	C 6,35 (0.250)	C 4,75 (0.187)	C 4,75 (0.187)
Material Cu alloy	Material Al alloy	Material Cu alloy	Material Al alloy

<b>International plain</b>	<b>International sealing groove</b>	<b>International choke/sealing groove</b>	
<b>IEC 60154-2:1997 60154 IEC-UBR 180</b>	<b>IEC 60154-2:1997 60154 IEC-PBR 180</b>	<b>IEC 60154-2:1997 60154 IEC-CBR 180</b>	
			
A 30,10	A 30,10	A 30,10	
B 30,10	B 30,10	B 30,10	
E 11,25	E 11,25	E 11,25	
F 10,285	F 10,285	F 10,285	
G	G	G	
H	H	H	
Hole I $\varnothing 4,00$	Hole I $\varnothing 4,00$	Hole I $\varnothing 4,00$	
Hole J	Hole J	Hole J	
C 4,10	C 4,10	C 4,10	
Material F40842	Material F41236	Material	

Template TD-000011

TD-00077

<b>WR 51</b>	<b>R 180</b>	<b>WG 19</b>
--------------	--------------	--------------

<b>canceled w/o replacement USA</b>	<b>canceled w/o replacement USA</b>		
<b>choke/sealing groove MIL-F-3922/69 M3922/69-004</b>	<b>choke/sealing groove MIL-F-3922/69 M3922/69-005 &amp; 006</b>		
			
<b>A</b> 33,32 (1.312)	<b>A</b> 33,32 (1.312)		
<b>B</b> 33,32 (1.312)	<b>B</b> 33,32 (1.312)		
<b>E</b> 12,62 (0.497)	<b>E</b> 12,62 (0.497)		
<b>F</b> 12,14 (0.478)	<b>F</b> 12,14 (0.478)		
<b>G</b>	<b>G</b>		
<b>H</b>	<b>H</b>		
<b>Hole I</b> 0.138-32 UNC-2B	<b>Hole I</b> 0.138-32 UNC-2B		
<b>Hole J</b>	<b>Hole J</b>		
<b>C</b> 4,75 (0.187)	<b>C</b> 4,75 (0.187)		
<b>Material</b> Cu alloy	<b>Material</b> Al alloy 6061 & 6063		


Template TD-000011

TD-00077

**WR 51** **R 180** **WG 19**

				<b>International plain</b>			
				<b>IEC 60154-2:1997</b>			
				<b>60154 IEC-UER 180</b>			
				<b>A</b>	27,50		
				<b>B</b>	34,00		
				<b>E</b>	9,25		
				<b>F</b>			
				<b>G</b>	6,00		
				<b>H</b>	12,50		
				<b>Hole I</b>	Ø 3,00		
				<b>Hole J</b>			
				<b>C</b>	4,00		
				<b>Material</b>			

<b>International plain</b>		<b>International plain</b>		<b>International sealing groove</b>			
<b>IEC 60154-2:2016</b>		<b>IEC 60154-2:1997</b>		<b>IEC 60154-2:2016</b>			
<b>60154 IEC-UDR 180</b>		<b>60154 IEC-RDR 180</b>		<b>60154 IEC-PDR 180</b>			
<b>A</b>	35,50 (1.398)	<b>A</b>	35,50	<b>A</b>	35,50 (1.398)		
<b>B</b>	42,00 (1.654)	<b>B</b>	42,00	<b>B</b>	42,00 (1.654)		
<b>E</b>	12,70 (0.500)	<b>E</b>	12,70	<b>E</b>	12,70 (0.500)		
<b>F</b>		<b>F</b>		<b>F</b>			
<b>G</b>	5,97 (0.235)	<b>G</b>	5,97	<b>G</b>	5,97 (0.235)		
<b>H</b>	15,87 (0.625)	<b>H</b>	15,87	<b>H</b>	15,87 (0.625)		
<b>Hole I</b>	Ø4,00 (Ø0.158)	<b>Hole I</b>	Ø4,00	<b>Hole I</b>	Ø4,00 (Ø0.158)		
<b>Hole J</b>		<b>Hole J</b>		<b>Hole J</b>			
<b>C</b>	7,50 (0.295)	<b>C</b>	7,50	<b>C</b>	7,50 (0.295)		
<b>Material</b>		<b>Material</b>		<b>Material</b>			
<b>F40785</b>				<b>F40820</b>			

Template TD-000011

TD-00077

<b>WR 51</b>	<b>R 180</b>	<b>WG 19</b>
--------------	--------------	--------------

		UK plain																					
		UCR 180																					
		<table border="1" style="margin-left: auto; margin-right: auto;"> <tr><td>A</td><td>28,56 (1.125)</td></tr> <tr><td>B</td><td>25,40 (1.000)</td></tr> <tr><td>E</td><td></td></tr> <tr><td>F</td><td></td></tr> <tr><td>G</td><td></td></tr> <tr><td>H</td><td></td></tr> <tr><td>Hole I</td><td></td></tr> <tr><td>Hole J</td><td></td></tr> <tr><td>C</td><td></td></tr> <tr><td>Material</td><td></td></tr> </table>	A	28,56 (1.125)	B	25,40 (1.000)	E		F		G		H		Hole I		Hole J		C		Material		
A	28,56 (1.125)																						
B	25,40 (1.000)																						
E																							
F																							
G																							
H																							
Hole I																							
Hole J																							
C																							
Material																							

UK sealing groove DEF-5352:1958 RR/B611246		UK choke/sealing groove DEF-5352:1958 RR/B611245																																									
<table border="1" style="margin-left: auto; margin-right: auto;"> <tr><td>A</td><td>28,56 (1.125)</td></tr> <tr><td>B</td><td>25,40 (1.000)</td></tr> <tr><td>E</td><td></td></tr> <tr><td>F</td><td></td></tr> <tr><td>G</td><td></td></tr> <tr><td>H</td><td></td></tr> <tr><td>Hole I</td><td></td></tr> <tr><td>Hole J</td><td></td></tr> <tr><td>C</td><td></td></tr> <tr><td>Material</td><td>Cu alloy</td></tr> </table>	A	28,56 (1.125)	B	25,40 (1.000)	E		F		G		H		Hole I		Hole J		C		Material	Cu alloy		<table border="1" style="margin-left: auto; margin-right: auto;"> <tr><td>A</td><td>28,56 (1.125)</td></tr> <tr><td>B</td><td>25,40 (1.000)</td></tr> <tr><td>E</td><td></td></tr> <tr><td>F</td><td></td></tr> <tr><td>G</td><td></td></tr> <tr><td>H</td><td></td></tr> <tr><td>Hole I</td><td></td></tr> <tr><td>Hole J</td><td></td></tr> <tr><td>C</td><td></td></tr> <tr><td>Material</td><td>Cu alloy</td></tr> </table>	A	28,56 (1.125)	B	25,40 (1.000)	E		F		G		H		Hole I		Hole J		C		Material	Cu alloy	
A	28,56 (1.125)																																										
B	25,40 (1.000)																																										
E																																											
F																																											
G																																											
H																																											
Hole I																																											
Hole J																																											
C																																											
Material	Cu alloy																																										
A	28,56 (1.125)																																										
B	25,40 (1.000)																																										
E																																											
F																																											
G																																											
H																																											
Hole I																																											
Hole J																																											
C																																											
Material	Cu alloy																																										
<b>NSN 5985-99-011-9664</b>		<b>NSN 5985-99-011-9665</b>																																									

Template TD-000011

TD-00077

<b>WR 42</b>	<b>R 220</b>	<b>WG 20</b>
--------------	--------------	--------------

inactive for new design	inactive for new design	USA	USA
<b>USA</b>	<b>USA</b>	<b>USA</b>	<b>USA</b>
plain	plain	plain	plain
MIL-DTL-3922/54E	MIL-DTL-3922/54E	MIL-DTL-3922/70C	MIL-DTL-3922/70C
M3922/54-001	M3922/54-002	M3922/70-027	M3922/70-028
A 22,22 (0.875)	A 22,22 (0.875)	A 22,22 (0.875)	A 22,22 (0.875)
B 22,22 (0.875)	B 22,22 (0.875)	B 22,22 (0.875)	B 22,22 (0.875)
E 8,51 (0.335)	E 8,51 (0.335)	E 8,51 (0.335)	E 8,51 (0.335)
F 8,13 (0.320)	F 8,13 (0.320)	F 8,13 (0.320)	F 8,13 (0.320)
G	G	G	G
H	H	H	H
Hole I Ø2,95 (Ø0.116)	Hole I Ø2,95 (Ø0.116)	Hole I Ø2,95 (Ø0.116)	Hole I Ø2,95 (Ø0.116)
Hole J	Hole J	Hole J	Hole J
C 4,78 (0.188)	C 4,78 (0.188)	C 3,96 (0.156)	C 3,96 (0.156)
Material Cu alloy	Material Al alloy	Material Cu alloy	Material Al alloy
<b>UG-595/U</b>	<b>UG-597/U</b>		

International		
plain		
IEC 60154-2:2016		
60154 IEC-UBR 220		
A 22,40 (0.880)		
B 22,40 (0.880)		
E 8,51 (0.335)		
F 8,13 (0.320)		
G		
H		
Hole I Ø3,00 (Ø0.118)		
Hole J		
C 4,10 (0.160)		
Material		
<b>F40487, F41726</b>		

Template TD-000011

TD-00077

<b>WR 42</b>	<b>R 220</b>	<b>WG 20</b>
--------------	--------------	--------------

		<b>International</b>	<b>UK</b>
		<b>sealing groove</b>	<b>sealing groove</b>
		<b>IEC 60154-2:2016</b>	<b>DEF-5352:1958</b>
		<b>60154 IEC-PBR 220</b>	<b>RR/B611442</b>
		A 22,40 (0.880)	A 22,23 (0.875)
		B 22,40 (0.880)	B 22,23 (0.875)
		E 8,51 (0.335)	E 8,51 (0.335)
		F 8,13 (0.320)	F 8,13 (0.320)
		G	G
		H	H
		Hole I $\varnothing$ 3,00 ( $\varnothing$ 0.118)	Hole I
		Hole J	Hole J
		C 4,10 (0.160)	C
		Material	Material Cu alloy
		<b>F40492, F41772</b>	<b>NSN 5985-99-011-9658</b>

		<b>International</b>	<b>UK</b>
		<b>choke/sealing groove</b>	<b>choke/sealing groove</b>
		<b>IEC 60154-2:2016</b>	<b>DEF-5352:1958</b>
		<b>60154 IEC-CBR 220</b>	<b>RR/B611441</b>
		A 22,40 (0.880)	A 22,23 (0.875)
		B 22,40 (0.880)	B 22,23 (0.875)
		E 8,51 (0.335)	E 8,51 (0.335)
		F 8,13 (0.320)	F 8,13 (0.320)
		G	G
		H	H
		Hole I $\varnothing$ 3,00 ( $\varnothing$ 0.118)	Hole I
		Hole J	Hole J
		C 4,10 (0.160)	C
		Material	Material Cu alloy
		<b>F41241</b>	<b>NSN 5985-99-011-9659</b>

Template TD-000011

TD-00077

<b>WR 42</b>	<b>R 220</b>	<b>WG 20</b>
--------------	--------------	--------------

<b>USA</b>	<b>USA</b>		
<b>choke/sealing groove</b>	<b>choke/sealing groove</b>		
<b>MIL-DTL-3922/59F</b>	<b>MIL-DTL-3922/59F</b>		
<b>M3922/59-003</b>	<b>M3922/59-004</b>		
A 22,23 (0.875)	A 22,23 (0.875)		
B 22,23 (0.875)	B 22,23 (0.875)		
E 8,51 (0.335)	E 8,51 (0.335)		
F 8,13 (0.320)	F 8,13 (0.320)		
G	G		
H	H		
Hole I 0.112-40 UNC-2B	Hole I 0.112-40 UNC-2B		
Hole J	Hole J		
C 3,96 (0.156)	C 3,96 (0.156)		
Material Cu alloy	Material Al alloy		
<b>UG-596A/U</b>	<b>UG-598A/U</b>		

<b>International plain</b>	<b>International plain</b>	<b>International sealing groove</b>	
<b>IEC 60154-2:1997</b>	<b>IEC 60154-2:1997</b>	<b>IEC 60154-2:1997</b>	
<b>60154 IEC-UDR 220</b>	<b>60154 IEC-RDR 220</b>	<b>60154 IEC-PDR 220</b>	
A 32,00	A 32,00	A 32,00	
B 38,00	B 38,00	B 38,00	
E 10,00	E 10,00	E 10,00	
F	F	F	
G 5,10	G 5,10	G 5,10	
H 14,00	H 14,00	H 14,00	
Hole I Ø3,00	Hole I Ø3,00	Hole I Ø3,00	
Hole J	Hole J	Hole J	
C 6,50	C 6,50	C 6,50	
Material	Material	Material	
<b>F41159</b>		<b>F41156</b>	

Template TD-000011



TD-00077

<b>WR 42</b>	<b>R 220</b>	<b>WG 20</b>
--------------	--------------	--------------

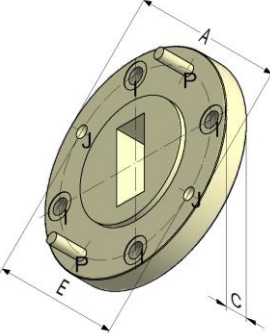
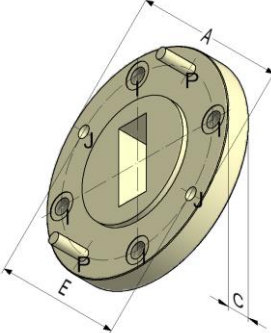
<b>UK plain</b>		<b>International sealing groove IEC 60154-2:2016 60154 IEC-PCR 220</b>	<b>UK sealing groove DEF-5352:1958 RR/B611482</b>
<b>UCR 220</b>			
A 21,60 (0.851)		A 21,60 (0.850)	A 21,60 (0.851)
B 19,30 (0.760)		B 19,30 (0.760)	B 19,30 (0.760)
E		E	E
F		F	F
G		G	G
H		H	H
Hole I		Hole I	Hole I
Hole J		Hole J	Hole J
C		C 4,83 (0.190)	C
Material		Material	Material Cu alloy
			<b>NSN 5985-99-011-9666</b>

<b>UK choke/sealing groove</b>	<b>UK choke/sealing groove DEF-5352:1958 RR/B611481</b>		
<b>CCR 220</b>	<b>CCR 220</b>		
A 21,60 (0.851)	A 21,60 (0.851)		
B 19,30 (0.760)	B 19,30 (0.760)		
E	E		
F	F		
G	G		
H	H		
Hole I	Hole I		
Hole J	Hole J		
C	C		
Material	Material Cu alloy		
	<b>NSN 5985-99-011-9667</b>		

Template TD-000011

TD-00077

<b>WR 42</b>	<b>R 220</b>	<b>WG 20</b>
--------------	--------------	--------------

USA plain MIL-DTL-3922/67E M3922/67-004	USA plain MIL-DTL-3922/67E M3922/67-011		
			
A 28,580 (1.1250) B E 23,812 (0.9375) F G Hole I 0.112-40 UNC-2B Hole J Ø1,700 (Ø0.0670) Pin P Ø1,562 (Ø0.0615) C 4,064 (0.1600) Material Cu alloy	A 28,580 (1.1250) B E 23,812 (0.9375) F G Hole I 0.112-40 UNC-2B Hole J Ø1,700 (Ø0.0670) Pin P Ø1,562 (Ø0.0615) C 4,064 (0.1600) Material Al alloy		
UG-425/U			


TD-00077

<b>WR 34</b>	<b>R 260</b>	<b>WG 21</b>
--------------	--------------	--------------

inactive for new design <b>USA</b> plain <b>MIL-F-3922/63B</b> <b>M3922/63-009</b>	inactive for new design <b>USA</b> plain <b>MIL-F-3922/63B</b> <b>M3922/63-010</b>	<b>International</b> plain <b>IEC 60154-2:1997</b> <b>60154 IEC-UBR 260</b>
A 22,23 (0.875)	A 22,23 (0.875)	A 22,10
B 22,23 (0.875)	B 22,23 (0.875)	B 22,10
E 8,51 (0.335)	E 8,51 (0.335)	E 7,90
F 8,13 (0.320)	F 8,13 (0.320)	F 7,50
G	G	G
H	H	H
Hole I Ø2,95 (Ø0.116)	Hole I Ø2,95 (Ø0.116)	Hole I Ø3,00
Hole J	Hole J	Hole J
C 4,75 (0.187)	C 4,75 (0.187)	C 4,10
Material Cu alloy	Material Al alloy	Material
<b>UG-1530/U</b>		<b>F41763, F41763-1</b>

<b>International</b> sealing groove <b>IEC 60154-2:1997</b> <b>60154 IEC-PBR 260</b>		<b>International</b> choke/sealing groove <b>IEC 60154-2:1997</b> <b>60154 IEC-CBR 260</b>
A 22,10		A 22,10
B 22,10		B 22,10
E 7,90		E 7,90
F 7,50		F 7,50
G		G
H		H
Hole I Ø3,00		Hole I Ø3,00
Hole J		Hole J
C 4,10		C 4,10
Material		Material
<b>F41773, F41773-1</b>		

TD-00077

<b>WR 34</b>	<b>R 260</b>	<b>WG 21</b>
--------------	--------------	--------------

<b>International plain</b> IEC 60154-2:1997 60154 IEC-UDR 260	<b>International plain</b> IEC 60154-2:1997 60154 IEC-RDR 260	<b>International sealing groove</b> IEC 60154-2:1997 60154 IEC-PDR 260
A 32,00	A 32,00	A 32,00
B 36,00	B 36,00	B 36,00
E 10,00	E 10,00	E 10,00
F	F	F
G 5,10	G 5,10	G 5,10
H 13,00	H 13,00	H 13,00
Hole I Ø3,00	Hole I Ø3,00	Hole I Ø3,00
Hole J	Hole J	Hole J
C 6,50	C 6,50	C 6,50
Material	Material	Material

<b>UK plain</b>		<b>International sealing groove</b>
<b>UCR 260</b>		<b>IEC 60154-2:2016</b> <b>60154 IEC-PCR 260</b>
A 21,59 (0,850)		A 21,60 (0,850)
B 19,30 (0,760)		B 19,30 (0,760)
E		E
F		F
G		G
H		H
Hole I		Hole I
Hole J		Hole J
C		C 4,83 (0,190)
Material		Material

TD-00077

<b>WR 28</b>	<b>R 320</b>	<b>WG 22</b>
--------------	--------------	--------------

inactive for new design			
<b>USA</b>	<b>USA</b>	<b>International</b>	
<b>plain</b>	<b>plain</b>	<b>plain</b>	
<b>MIL-DTL-3922/54E</b>	<b>MIL-DTL-3922/68B</b>	<b>IEC 60154-2:2016</b>	
<b>M3922/54-003</b>	<b>M3922/68-001</b>	<b>60154 IEC-UBR 320</b>	
A 19,05 (0.750)	A 19,05 (0.750)	A 19,10 (0.750)	
B 19,05 (0.750)	B 19,05 (0.750)	B 19,10 (0.750)	
E 6,73 (0.265)	E 6,73 (0.265)	E 6,73 (0.265)	
F 6,35 (0.250)	F 6,35 (0.250)	F 6,35 (0.250)	
G	G	G	
H	H	H	
Hole I Ø2,95 (Ø0.116)	Hole I Ø2,95 (Ø0.116)	Hole I Ø3,00 (Ø0.118)	
Hole J	Hole J	Hole J	
C 4,75 (0.187)	C 3,96 (0.156)	C 2,80 (0.110)	
Material Cu alloy	Material Cu alloy	Material	
<b>UG-599/U</b>		<b>F40488</b>	
		<b>F41764</b>	

		<b>International</b>	<b>UK</b>
		<b>sealing groove</b>	<b>sealing groove</b>
		<b>IEC 60154-2:2016</b>	<b>DEF-5352:1958</b>
		<b>60154 IEC-PBR 320</b>	<b>TR/B610358</b>
		A 19,10 (0.750)	A 19,81 (0.780)
		B 19,10 (0.750)	B 19,81 (0.780)
		E 6,73 (0.265)	E 6,73 (0.265)
		F 6,35 (0.250)	F 6,35 (0.250)
		G	G
		H	H
		Hole I Ø3,00 (Ø0.118)	Hole I
		Hole J	Hole J
		C 2,80 (0.110)	C
		Material	Material Cu alloy
		<b>F40493</b>	<b>NSN 5985-99-012-4834</b>

Template TD-000011

TD-00077

<b>WR 28</b>	<b>R 320</b>	<b>WG 22</b>
--------------	--------------	--------------

		<b>International</b>	<b>UK</b>
		<b>choke/sealing groove</b>	<b>choke/sealing groove</b>
		<b>IEC 60154-2:2016</b>	<b>DEF-5352:1958</b>
		<b>60154 IEC-CBR 320</b>	<b>TR/B610357</b>
		A 19,10 (0.750)	A 19,81 (0.780)
		B 19,10 (0.750)	B 19,81 (0.780)
		E 6,73 (0.265)	E 6,73 (0.265)
		F 6,35 (0.250)	F 6,35 (0.250)
		G	G
		H	H
		Hole I $\varnothing 3,00 (\varnothing 0.118)$	Hole I
		Hole J	Hole J
		C 2,80 (0.110)	C
		Material	Material Cu alloy
		<b>F41243</b>	<b>NSN 5985-99-012-4835</b>

<b>USA</b>	<b>USA</b>		
<b>plain</b>	<b>sealing groove</b>		
<b>MIL-DTL-3922/68B</b>	<b>MIL-DTL-3922/68B</b>		
<b>M3922/68-002</b>	<b>M3922/68-003</b>		
A 19,05 (0.750)	A 19,05 (0.750)		
B 19,05 (0.750)	B 19,05 (0.750)		
E 6,73 (0.265)	E 6,73 (0.265)		
F 6,35 (0.250)	F 6,35 (0.250)		
G	G		
H	H		
Hole I 0.112-40 UNC-2B	Hole I 0.112-40 UNC-2B		
Hole J	Hole J		
C 3,96 (0.156)	C 3,96 (0.156)		
Material Cu alloy	Material Cu alloy		

Template TD-000011

TD-00077

<b>WR 28</b>	<b>R 320</b>	<b>WG 22</b>
--------------	--------------	--------------

<b>USA</b>	<b>USA</b>		
<b>choke/sealing groove</b>	<b>choke/sealing groove</b>		
<b>MIL-DTL-3922/59F</b>	<b>MIL-DTL-3922/59F</b>		
<b>M3922/59-005</b>	<b>M3922/59-012</b>		
<b>A</b> 19,05 (0.750)	<b>A</b> 19,05 (0.750)		
<b>B</b> 19,05 (0.750)	<b>B</b> 19,05 (0.750)		
<b>E</b> 6,73 (0.265)	<b>E</b> 6,73 (0.265)		
<b>F</b> 6,35 (0.250)	<b>F</b> 6,35 (0.250)		
<b>G</b>	<b>G</b>		
<b>H</b>	<b>H</b>		
<b>Hole I</b> 0.112-40 UNC-2B	<b>Hole I</b> 0.112-40 UNC-2B		
<b>Hole J</b>	<b>Hole J</b>		
<b>C</b> 2,77 (0.109)	<b>C</b> 3,96 (0.156)		
<b>Material</b> Cu alloy	<b>Material</b> Cu alloy		
<b>UG-600A/U</b>			

<b>International</b>	<b>International</b>	<b>International</b>	
<b>plain</b>	<b>plain</b>	<b>sealing groove</b>	
<b>IEC 60154-2:1997</b>	<b>IEC 60154-2:1997</b>	<b>IEC 60154-2:1997</b>	
<b>60154 IEC-UDR 320</b>	<b>60154 IEC-RDR 320</b>	<b>60154 IEC-PDR 320</b>	
<b>A</b> 31,00	<b>A</b> 31,00	<b>A</b> 31,00	
<b>B</b> 34,00	<b>B</b> 34,00	<b>B</b> 34,00	
<b>E</b> 9,70	<b>E</b> 9,70	<b>E</b> 9,70	
<b>F</b>	<b>F</b>	<b>F</b>	
<b>G</b> 5,10	<b>G</b> 5,10	<b>G</b> 5,10	
<b>H</b> 12,20	<b>H</b> 12,20	<b>H</b> 12,20	
<b>Hole I</b> Ø3,00	<b>Hole I</b> Ø3,00	<b>Hole I</b> Ø3,00	
<b>Hole J</b>	<b>Hole J</b>	<b>Hole J</b>	
<b>C</b> 6,50	<b>C</b> 6,50	<b>C</b> 6,50	
<b>Material</b>	<b>Material</b>	<b>Material</b>	

Template TD-000011

TD-00077

<b>WR 28</b>	<b>R 320</b>	<b>WG 22</b>
--------------	--------------	--------------

<b>UK plain</b>		<b>International sealing groove IEC 60154-2:2016 60154 IEC-PCR 320</b>	<b>UK sealing groove DEF-5352:1958 TR/A610140</b>
<b>UCR 320</b>			
A 18,63 (0.734)		A 18,62 (0.733)	A 18,63 (0.734)
B 16,15 (0.636)		B 16,16 (0.636)	B 16,15 (0.636)
E		E	E
F		F	F
G		G	G
H		H	H
Hole I		Hole I	Hole I
Hole J		Hole J	Hole J
C		C 4,88 (0.192)	C
Material		Material	Material Cu alloy
			<b>NSN 5985-99-083-0018</b>

<b>USA plain MIL-DTL-3922/67E M3922/67-005</b>	<b>USA plain MIL-DTL-3922/67E M3922/67-012</b>		
A 28.580 (1.1250)	A 28.580 (1.1250)		
B	B		
E 23,812 (0.9375)	E 23,812 (0.9375)		
F	F		
G	G		
Hole I 0.112-40 UNC-2B	Hole I 0.112-40 UNC-2B		
Hole J Ø1,700 (Ø0.0670)	Hole J Ø1,700 (Ø0.0670)		
Pin P Ø1,562 (Ø0.0615)	Pin P Ø1,562 (Ø0.0615)		
C 4,064 (0.1600)	C 4,064 (0.1600)		
Material Cu alloy	Material Al alloy		

Template TD-000011



TD-00077

**WR 22** **R 400** **WG 23**

<b>UK</b> <b>plain</b>		<b>International</b> <b>sealing groove</b> <b>IEC 60154-2:2016</b> <b>60154 IEC-PCR 400</b>	<b>UK</b> <b>sealing groove</b> <b>DEF-5352:1958</b> <b>RR/B611085</b>
<b>UCR 400</b>			
A 18,62 (0.733)		A 18,62 (0.733)	A 18,63 (0.734)
B 16,15 (0.636)		B 16,16 (0.636)	B 16,15 (0.636)
E		E	E
F		F	F
G		G	G
H		H	H
Hole I		Hole I	Hole I
Hole J		Hole J	Hole J
C		C 4,88 (0.192)	C
Material		Material	Material Cu alloy
			<b>NSN 5985-99-011-9668</b>

<b>superseded by /67-006</b>			
<b>USA</b> <b>plain</b> <b>MIL-DTL-3922/67E</b> <b>M3922/67-001</b>	<b>USA</b> <b>plain</b> <b>MIL-DTL-3922/67E</b> <b>M3922/67-006</b>	<b>USA</b> <b>plain</b> <b>MIL-DTL-3922/67E</b> <b>M3922/67-013</b>	
A 28,580 (1.1250)	A 28,580 (1.1250)	A 28,580 (1.1250)	
B	B	B	
E 23,812 (0.9375)	E 23,812 (0.9375)	E 23,812 (0.9375)	
F	F	F	
G	G	G	
Hole I 0.112-40 UNC-2B	Hole I 0.112-40 UNC-2B	Hole I 0.112-40 UNC-2B	
Hole J Ø1,700 (Ø0.0670)	Hole J Ø1,700 (Ø0.0670)	Hole J Ø1,700 (Ø0.0670)	
Pin P Ø1,562 (Ø0.0615)	Pin P Ø1,562 (Ø0.0615)	Pin P Ø1,562 (Ø0.0615)	
C 4,064 (0.1600)	C 4,064 (0.1600)	C 4,064 (0.1600)	
Material Cu alloy	Material Cu alloy	Material Al alloy	
<b>UG-383/U</b>			

Template TD-000011



TD-00077

**WR 19** **R 500** **WG 24**

UK plain	International sealing groove IEC 60154-2:2016 60154 IEC-PCR 500	UK sealing groove DEF-5352:1958 TR/A610148
UCR 500		
A 15,00 (0.591)	A 14,99 (0.590)	A 15,00 (0.591)
B 12,45 (0.490)	B 12,44 (0.490)	B 12,45 (0.490)
E	E	E
F	F	F
G	G	G
H	H	H
Hole I	Hole I	Hole I
Hole J	Hole J	Hole J
C	C 3,63 (0.143)	C
Material	Material	Material Cu alloy
		NSN 5985-99-083-0026

USA plain MIL-DTL-3922/67E M3922/67-007	International plain IEC 60154-2:2016 60154 IEC-UFC 500	International plain IEC 60154-2:2016 60154 IEC-UGC 500
A 28,580 (1.1250)	A 19,050	A 19,150
B	B 0,500	B 1,500
E 23,812 (0.9375)	E 14,288	E 14,288
F	F 9,525	F 9,530
G	G 3,302	G 3,302
Hole I 0.112-40 UNC-2B	Hole I 0.112-40 UNC-2B	Hole I 0.112-40 UNC-2B
Hole J Ø1,700 (Ø0.0670)	Hole J Ø1,650	Hole J Ø1,613
Pin P Ø1,562 (Ø0.0615)	Hole D Ø1,580	Pin P Ø1,566
C 4,064 (0.1600)	C 4,000	C 3,500
Material Cu alloy	Material	Material
	F41747-1, -2, -3	

Template TD-000011

TD-00077

<b>WR 15</b>	<b>R 620</b>	<b>WG 25</b>
--------------	--------------	--------------

canceled w/o replacement		UK	
<b>USA</b>		<b>sealing groove</b>	
plain		<b>DEF-5352:1958</b>	
<b>MIL-F-3922/66B</b>		<b>RR/B610741</b>	
<b>M3922/66-002</b>			
A	14,270 (0.5620)	A	14,999 (0.5905)
B		B	12,446 (0.4900)
E	10,211 (0.4020)	E	
F		F	
G		G	
Hole I	Ø2,640 (Ø0.1040)	Hole I	
Hole J	Ø1,687 (Ø0.0664)	Hole J	
Pin P	Ø1,664 (Ø0.0655)	Pin P	
C	3,180 (0.1250)	C	
Material	Cu alloy	Material	Cu alloy
<b>UG-1523/U</b>		<b>NSN 5985-99-083-1613</b>	

superseded by /67-008			
<b>USA</b>	<b>USA</b>	<b>International</b>	<b>International</b>
plain	plain	plain	plain
<b>MIL-DTL-3922/67E</b>	<b>MIL-DTL-3922/67E</b>	<b>IEC 60154-2:2016</b>	<b>IEC 60154-2:2016</b>
<b>M3922/67-002</b>	<b>M3922/67-008</b>	<b>60154 IEC-UFC 620</b>	<b>60154 IEC-UGC 620</b>
A	19,050 (0.7500)	A	19,050
B	0,760 (0.0300)	B	0,500
E	14,288 (0.5625)	E	14,288
F	8,330 (0.3280)	F	9,525
G		G	3,302
Hole I	0.112-40 UNC-2B	Hole I	0.112-40 UNC-2B
Hole J	Ø1,700 (Ø0.0670)	Hole J	Ø1,650
Pin P	Ø1,562 (Ø0.0615)	Pin P	Ø1,580
C	4,064 (0.1600)	C	4,000
Material	Cu alloy	Material	
	<b>F41745-1, -2, -3, -4</b>	<b>F41747-1, -2, -3</b>	<b>F41747-1, -2, -3</b>
<b>UG-385/U</b>			

Template TD-000011

TD-00077

<b>WR 12</b>	<b>R 740</b>	<b>WG 26</b>
--------------	--------------	--------------

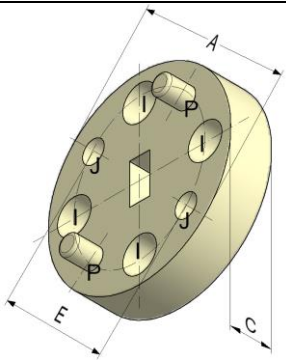
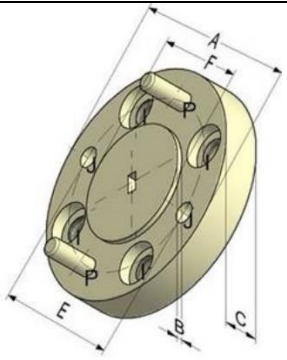
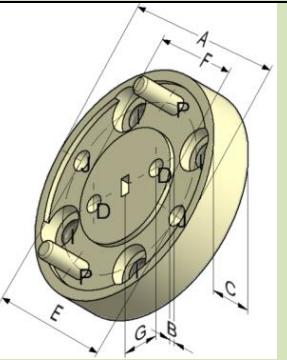
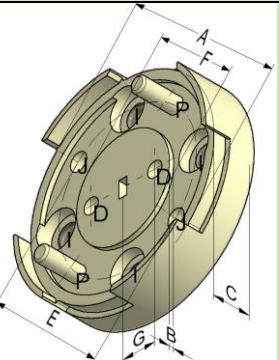
canceled w/o replacement		UK	
<b>USA</b>		<b>sealing groove</b>	
plain		<b>DEF-5352:1958</b>	
<b>MIL-F-3922/66B</b>		<b>TR/A610164</b>	
<b>M3922/66-001</b>			
A	14,270 (0.5620)	A	14,999 (0.5905)
B		B	12,446 (0.4900)
E	10,211 (0.4020)	E	
F		F	
G		G	
Hole I	Ø2,640 (Ø0.1040)	Hole I	
Hole J	Ø1,687 (Ø0.0664)	Hole J	
Pin P	Ø1,664 (Ø0.0655)	Pin P	
C	3,180 (0.1250)	C	
Material	Cu alloy	Material	Cu alloy
<b>UG-1522/U</b>		<b>NSN 5985-99-083-0061</b>	

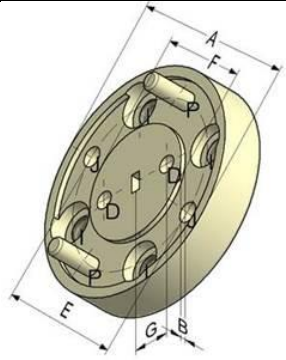
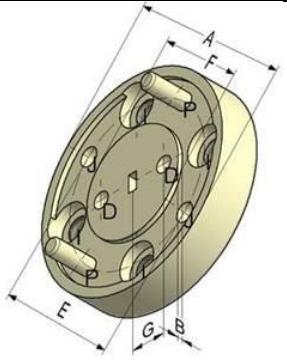
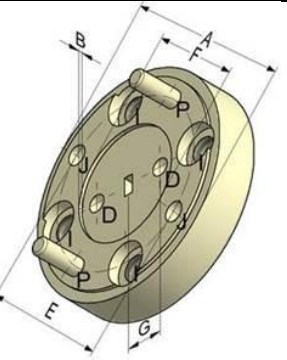
superseded by /67-009			
<b>USA</b>	<b>USA</b>	<b>International</b>	<b>International</b>
plain	plain	plain	plain
<b>MIL-DTL-3922/67E</b>	<b>MIL-DTL-3922/67E</b>	<b>IEC 60154-2:2016</b>	<b>IEC 60154-2:2016</b>
<b>M3922/67-003</b>	<b>M3922/67-009</b>	<b>60154 IEC-UFC 740</b>	<b>60154 IEC-UGC 740</b>
A	19,050 (0.7500)	A	19,050
B	0,760 (0.0300)	B	0,500
E	14,288 (0.5625)	E	14,288
F	7,520 (0.2960)	F	9,525
G		G	3,302
Hole I	0.112-40 UNC-2B	Hole I	0.112-40 UNC-2B
Hole J	Ø1,700 (Ø0.0670)	Hole J	Ø1,650
Pin P	Ø1,562 (Ø0.0615)	Hole D	Ø1,580
C	4,064 (0.1600)	C	4,000
Material	Cu alloy	Material	
	<b>F41745-1, -2, -3, -4</b>	<b>F41747-1, -2, -3</b>	<b>F41747-1, -2, -3</b>
<b>UG-387/U</b>			

Template TD-000011

TD-00077

<b>WR 10</b>	<b>R 900</b>	<b>WG 27</b>	<b>WM-2540</b>
--------------	--------------	--------------	----------------

canceled w/o replacement			
<b>USA</b>	<b>USA</b>	<b>International</b>	<b>International</b>
<b>plain</b>	<b>plain</b>	<b>plain</b>	<b>plain</b>
<b>MIL-F-3922/66B</b>	<b>MIL-DTL-3922/67E</b>	<b>IEC 60154-2:2016</b>	<b>IEC 60154-2:2016</b>
<b>M3922/66-007</b>	<b>M3922/67-010</b>	<b>60154 IEC-UFC 900</b>	<b>60154 IEC-UGC 900</b>
			
A 14,270 (0.5620)	A 19,050 (0.7500)	A 19,050	A 19,150
B	B 0,760 (0.0300)	B 0,500	B 1,500
E 10,211 (0.4020)	E 14,288 (0.5625)	E 14,288	E 14,288
F	F 9,530 (0.3750)	F 9,525	F 9,530
G	G	G 3,302	G 3,302
Hole I Ø2,640 (Ø0.1040)	Hole I 0.112-40 UNC-2B	Hole I 0.112-40 UNC-2B	Hole I 0.112-40 UNC-2B
Hole J Ø1,687 (Ø0.0664)	Hole J Ø1,700 (Ø0.0670)	Hole J Ø1,650	Hole J Ø1,613
Pin P Ø1,664 (Ø0.0655)	Pin P Ø1,562 (Ø0.0615)	Hole D Ø1,580	Pin P Ø1,566
C 3,180 (0.1250)	C 4,064 (0.1600)	C 4,000	C 3,500
Material Cu alloy	Material Cu alloy	Material	Material
<b>UG-1528/U</b>	<b>F41745-1, -2, -3, -4</b>	<b>F41747-1, -2, -3</b>	

<b>International</b>	<b>International</b>	<b>International</b>	
<b>plain</b>	<b>plain</b>	<b>plain</b>	
<b>IEEE Std 1785.2-2016</b>	<b>IEEE Std 1785.2-2016</b>	<b>IEEE Std 1785.2-2016</b>	
<b>IEEE 1785.2a</b>	<b>IEEE 1785.2b&amp;2c Plug</b>	<b>IEEE 1785.2c Jack</b>	
			
A 19,050	A 19,05	A 19,05	
B 0,762	B 1,275	B 0,711	
E 14,288	E 14,288	E 14,288	
F 9,652	F 9,652	F 9,660	
G 3,302	G 3,302	G 3,302	
Hole I 0.112-40 UNC-2B	Hole I 0.112-40 UNC-2B	Hole I 0.112-40 UNC-2B	
Hole J Ø1,702	Hole J Ø1,702	Hole J Ø1,702	
Pin P Ø1,562	Pin P Ø1,562	Pin P Ø1,562	
C	C	C	
Material	Material	Material	
<b>F41747-1, -2, -3</b>			

Template TD-000011

TD-00077

<b>WR 8</b>	<b>R 1.2k</b>	<b>WG 28</b>	<b>WM-2032</b>
-------------	---------------	--------------	----------------

canceled w/o replacement <b>USA</b> plain <b>MIL-F-3922/66B</b> <b>M3922/66-006</b>	canceled w/o replacement <b>USA</b> plain <b>MIL-F-3922/74</b> <b>M3922/74-001</b>	International plain <b>IEC 60154-2:2016</b> <b>60154 IEC-UFC 1.2k</b>	International plain <b>IEC 60154-2:2016</b> <b>60154 IEC-UGC 1.2k</b>
A 14,270 (0.5620)	A 9,470 (0.3730)	A 19,050	A 19,150
B	B	B 0,500	B 1,500
E 10,211 (0.4020)	E 7,110 (0.2800)	E 14,288	E 14,288
F	F	F 9,525	F 9,530
G	G	G 3,302	G 3,302
Hole I $\varnothing$ 2,640 ( $\varnothing$ 0.1040)	Hole I	Hole I 0.112-40 UNC-2B	Hole I 0.112-40 UNC-2B
Hole J $\varnothing$ 1,687 ( $\varnothing$ 0.0664)	Hole J $\varnothing$ 1,232 ( $\varnothing$ 0.0485)	Hole J $\varnothing$ 1,650	Hole J $\varnothing$ 1,613
Pin P $\varnothing$ 1,664 ( $\varnothing$ 0.0655)	Pin P $\varnothing$ 1,156 ( $\varnothing$ 0.0455)	Hole D $\varnothing$ 1,580	Pin P $\varnothing$ 1,566
C 3,180 (0.1250)	C 11,050 (0.4350)	C 4,000	C 3,500
Material Cu alloy	Material Cu alloy	Material	Material
<b>UG-1527/U</b>		<b>F41747-1, -2, -3</b>	

International plain <b>IEEE Std 1785.2-2016</b> <b>IEEE 1785.2a</b>	International plain <b>IEEE Std 1785.2-2016</b> <b>IEEE 1785.2b&amp;2c Plug</b>	International plain <b>IEEE Std 1785.2-2016</b> <b>IEEE 1785.2c Jack</b>	
A 19,050	A 19,050	A 19,050	
B 0,762	B 1,275	B 0,711	
E 14,288	E 14,288	E 14,288	
F 9,652	F 9,652	F 9,660	
G 3,302	G 3,302	G 3,302	
Hole I 0.112-40 UNC-2B	Hole I 0.112-40 UNC-2B	Hole I 0.112-40 UNC-2B	
Hole J $\varnothing$ 1,702	Hole J $\varnothing$ 1,702	Hole J $\varnothing$ 1,702	
Pin P $\varnothing$ 1,562	Pin P $\varnothing$ 1,562	Pin P $\varnothing$ 1,562	
C	C	C	
Material	Material	Material	
<b>F41747-1, -2, -3</b>			

TD-00077

<b>WR 7</b>	<b>R 1.4k</b>	<b>WG 29</b>	<b>WM-1651</b>
-------------	---------------	--------------	----------------

canceled w/o replacement <b>USA</b> plain <b>MIL-F-3922/66B</b> <b>M3922/66-004</b>	canceled w/o replacement <b>USA</b> plain <b>MIL-F-3922/74</b> <b>M3922/74-002</b>	International plain <b>IEC 60154-2:2016</b> <b>60154 IEC-UFC 1.4k</b>	International plain <b>IEC 60154-2:2016</b> <b>60154 IEC-UGC 1.4k</b>
A 14,270 (0.5620)	A 9,470 (0.3730)	A 19,050	A 19,150
B	B	B 0,500	B 1,500
E 10,211 (0.4020)	E 7,110 (0.2800)	E 14,288	E 14,288
F	F	F 9,525	F 9,530
G	G	G 3,302	G 3,302
Hole I $\varnothing 2,640 (\varnothing 0.1040)$	Hole I	Hole I <b>0.112-40 UNC-2B</b>	Hole I <b>0.112-40 UNC-2B</b>
Hole J $\varnothing 1,687 (\varnothing 0.0664)$	Hole J $\varnothing 1,232 (\varnothing 0.0485)$	Hole J $\varnothing 1,650$	Hole J $\varnothing 1,613$
Pin P $\varnothing 1,664 (\varnothing 0.0655)$	Pin P $\varnothing 1,156 (\varnothing 0.0455)$	Hole D $\varnothing 1,580$	Pin P $\varnothing 1,566$
C 3,180 (0.1250)	C 11,050 (0.4350)	C 4,000	C 3,500
Material Cu alloy	Material Cu alloy	Material	Material
<b>UG-1525/U</b>		<b>F41747-1, -2, -3</b>	

International plain <b>IEEE Std 1785.2-2016</b> <b>IEEE 1785.2a</b>	International plain <b>IEEE Std 1785.2-2016</b> <b>IEEE 1785.2b&amp;2c Plug</b>	International plain <b>IEEE Std 1785.2-2016</b> <b>IEEE 1785.2c Jack</b>	
A 19,050	A 19,050	A 19,050	
B 0,762	B 1,275	B 0,711	
E 14,288	E 14,288	E 14,288	
F 9,652	F 9,652	F 9,660	
G 3,302	G 3,302	G 3,302	
Hole I <b>0.112-40 UNC-2B</b>	Hole I <b>0.112-40 UNC-2B</b>	Hole I <b>0.112-40 UNC-2B</b>	
Hole J $\varnothing 1,702$	Hole J $\varnothing 1,702$	Hole J $\varnothing 1,702$	
Pin P $\varnothing 1,562$	Pin P $\varnothing 1,562$	Pin P $\varnothing 1,562$	
C	C	C	
Material	Material	Material	
<b>F41747-1, -2, -3</b>			

Template TD-000011



TD-00077

<b>WR 5</b>	<b>R 1.8k</b>	<b>WG 30</b>	<b>WM-1295</b>
-------------	---------------	--------------	----------------

canceled w/o replacement <b>USA</b> plain <b>MIL-F-3922/66B</b> <b>M3922/66-003</b>	canceled w/o replacement <b>USA</b> plain <b>MIL-F-3922/74</b> <b>M3922/74-003</b>	International plain <b>IEC 60154-2:2016</b> <b>60154 IEC-UFC 1.8k</b>	International plain <b>IEC 60154-2:2016</b> <b>60154 IEC-UGC 1.8k</b>
A 14,270 (0.5620)	A 9,470 (0.3730)	A 19,050	A 19,150
B	B	B 0,500	B 1,500
E 10,211 (0.4020)	E 7,110 (0.2800)	E 14,288	E 14,288
F	F	F 9,525	F 9,530
G	G	G 3,302	G 3,302
Hole I $\varnothing$ 2,640 ( $\varnothing$ 0.1040)	Hole I	Hole I 0.112-40 UNC-2B	Hole I 0.112-40 UNC-2B
Hole J $\varnothing$ 1,687 ( $\varnothing$ 0.0664)	Hole J $\varnothing$ 1,232 ( $\varnothing$ 0.0485)	Hole J $\varnothing$ 1,650	Hole J $\varnothing$ 1,613
Pin P $\varnothing$ 1,664 ( $\varnothing$ 0.0655)	Pin P $\varnothing$ 1,156 ( $\varnothing$ 0.0455)	Hole D $\varnothing$ 1,580	Pin P $\varnothing$ 1,566
C 3,180 (0.1250)	C 11,050 (0.4350)	C 4,000	C 3,500
Material Cu alloy	Material Cu alloy	Material	Material
<b>UG-1524/U</b>		<b>F41748</b>	

International plain <b>IEEE Std 1785.2-2016</b> <b>IEEE 1785.2a</b>	International plain <b>IEEE Std 1785.2-2016</b> <b>IEEE 1785.2b&amp;2c Plug</b>	International plain <b>IEEE Std 1785.2-2016</b> <b>IEEE 1785.2c Jack</b>	
A 19,050	A 19,050	A 19,050	
B 0,762	B 1,275	B 0,711	
E 14,288	E 14,288	E 14,288	
F 9,652	F 9,652	F 9,660	
G 3,302	G 3,302	G 3,302	
Hole I 0.112-40 UNC-2B	Hole I 0.112-40 UNC-2B	Hole I 0.112-40 UNC-2B	
Hole J $\varnothing$ 1,702	Hole J $\varnothing$ 1,702	Hole J $\varnothing$ 1,702	
Pin P $\varnothing$ 1,562	Pin P $\varnothing$ 1,562	Pin P $\varnothing$ 1,562	
C	C	C	
Material	Material	Material	
<b>F41748</b>			

TD-00077

<b>WR 4</b>	<b>R 2.2k</b>	<b>WG 31</b>	<b>WM-1092</b>
-------------	---------------	--------------	----------------

canceled w/o replacement <b>USA</b> plain <b>MIL-F-3922/66B</b> <b>M3922/66-005</b>	canceled w/o replacement <b>USA</b> plain <b>MIL-F-3922/74</b> <b>M3922/74-004</b>	International plain <b>IEC 60154-2:2016</b> <b>60154 IEC-UFC 2.2k</b>	International plain <b>IEC 60154-2:2016</b> <b>60154 IEC-UGC 2.2k</b>
A 14,270 (0.5620)	A 9,470 (0.3730)	A 19,050	A 19,150
B	B	B 0,500	B 1,500
E 10,211 (0.4020)	E 7,110 (0.2800)	E 14,288	E 14,288
F	F	F 9,525	F 9,530
G	G	G 3,302	G 3,302
Hole I $\varnothing$ 2,640 ( $\varnothing$ 0.1040)	Hole I	Hole I 0.112-40 UNC-2B	Hole I 0.112-40 UNC-2B
Hole J $\varnothing$ 1,687 ( $\varnothing$ 0.0664)	Hole J $\varnothing$ 1,232 ( $\varnothing$ 0.0485)	Hole J $\varnothing$ 1,650	Hole J $\varnothing$ 1,613
Pin P $\varnothing$ 1,664 ( $\varnothing$ 0.0655)	Pin P $\varnothing$ 1,156 ( $\varnothing$ 0.0455)	Hole D $\varnothing$ 1,580	Pin P $\varnothing$ 1,566
C 3,180 (0.1250)	C 11,050 (0.4350)	C 4,000	C 3,500
Material Cu alloy	Material Cu alloy	Material	Material
<b>UG-1526/U</b>		<b>F41748</b>	

International plain <b>IEEE Std 1785.2-2016</b> <b>IEEE 1785.2a</b>	International plain <b>IEEE Std 1785.2-2016</b> <b>IEEE 1785.2b&amp;2c Plug</b>	International plain <b>IEEE Std 1785.2-2016</b> <b>IEEE 1785.2c Jack</b>	
A 19,050	A 19,050	A 19,050	
B 0,762	B 1,275	B 0,711	
E 14,288	E 14,288	E 14,288	
F 9,652	F 9,652	F 9,660	
G 3,302	G 3,302	G 3,302	
Hole I 0.112-40 UNC-2B	Hole I 0.112-40 UNC-2B	Hole I 0.112-40 UNC-2B	
Hole J $\varnothing$ 1,702	Hole J $\varnothing$ 1,702	Hole J $\varnothing$ 1,702	
Pin P $\varnothing$ 1,562	Pin P $\varnothing$ 1,562	Pin P $\varnothing$ 1,562	
C	C	C	
Material	Material	Material	
<b>F41748</b>			

TD-00077

<b>WR 3</b>	<b>R 2.6k</b>	<b>WG 32</b>	<b>WM-864</b>
-------------	---------------	--------------	---------------

canceled w/o replacement		International	International		
USA		plain	plain		
MIL-F-3922/74		IEC 60154-2:2016	IEC 60154-2:2016		
M3922/74-005		60154 IEC-UFC 2.6k	60154 IEC-UGC 2.6k		
A	9,470 (0.3730)	A	19,050	A	19,150
B		B	0,500	B	1,500
E	7,110 (0.2800)	E	14,288	E	14,288
F		F	9,525	F	9,530
G		G	3,302	G	3,302
Hole I		Hole I	0.112-40 UNC-2B	Hole I	0.112-40 UNC-2B
Hole J	Ø1,232 (Ø0.0485)	Hole J	Ø1,650	Hole J	Ø1,613
Pin P	Ø1,156 (Ø0.0455)	Hole D	Ø1,580	Pin P	Ø1,566
C	11,050 (0.4350)	C	4,000	C	3,500
Material	Cu alloy	Material	F41748	Material	

International	International	International			
plain	plain	plain			
IEEE Std 1785.2-2016	IEEE Std 1785.2-2016	IEEE Std 1785.2-2016			
IEEE 1785.2a	IEEE 1785.2b&2c Plug	IEEE 1785.2c Jack			
A	19,050	A	19,050	A	19,050
B	0,762	B	1,275	B	0,711
E	14,288	E	14,288	E	14,288
F	9,652	F	9,652	F	9,660
G	3,302	G	3,302	G	3,302
Hole I	0.112-40 UNC-2B	Hole I	0.112-40 UNC-2B	Hole I	0.112-40 UNC-2B
Hole J	Ø1,702	Hole J	Ø1,702	Hole J	Ø1,702
Pin P	Ø1,562	Pin P	Ø1,562	Pin P	Ø1,562
C		C		C	
Material	F41748	Material		Material	

TD-00077

**R 3.2k WM-710 to R 26k\* WM-86**

		<b>International plain</b>	<b>International plain</b>
		<b>IEC 60154-2:2016</b>	<b>IEC 60154-2:2016</b>
		60154 IEC-UFC 3.2k to 26k	60154 IEC-UGC 3.2k to 26k
		A 19,050	A 19,150
		B 0,500	B 1,500
		E 14,288	E 14,288
		F 9,525	F 9,530
		G 3,302	G 3,302
		Hole I 0.112-40 UNC-2B	Hole I 0.112-40 UNC-2B
		Hole J Ø1,650	Hole J Ø1,613
		Hole D Ø1,580	Pin P Ø1,566
		C 4,000	C 3,500
		Material	Material
		F41748, F41758	

<b>International plain</b>	<b>International plain</b>	<b>International plain</b>	
<b>IEEE Std 1785.2-2016</b>	<b>IEEE Std 1785.2-2016</b>	<b>IEEE Std 1785.2-2016</b>	
<b>IEEE 1785.2a</b>	<b>IEEE 1785.2b&amp;2c Plug</b>	<b>IEEE 1785.2c Jack</b>	
A 19,050	A 19,050	A 19,050	
B 0,762	B 1,275	B 0,711	
E 14,288	E 14,288	E 14,288	
F 9,652	F 9,652	F 9,660	
G 3,302	G 3,302	G 3,302	
Hole I 0.112-40 UNC-2B	Hole I 0.112-40 UNC-2B	Hole I 0.112-40 UNC-2B	
Hole J Ø1,702	Hole J Ø1,702	Hole J Ø1,702	
Pin P Ø1,562	Pin P Ø1,562	Pin P Ø1,562	
C	C	C	
Material	Material	Material	
F41748, F41758			

\* In IEC 60154-2:2016 the waveguide R 26k is erroneously referred to as R 36k.